



Index Gas Chromatography Applications

Content

Chemical Biological & Industrial

Analysis of Simazin	316
Solvents	316
Trimethylsilyl Derivatives of Methylglycosides From Bacteriological Polysaccharides	316
Solvents	316
Impurities of Methyl Pivalate	316
Analysis of Solvents	317
Separation of Monomers In Paints	317
Separation of Nitrosoamines	317
Sodium Cyclamate Impurities	318
Phenol In Resins	318
Separation of Solvents	318-319
Chloroform Impurities	319
Impurities of N-butanol	319
Alcohol Impurities	320
Separation of Solvents	321
Impurities of Ethanol	321
Separation Impurities of Butyl Acrylate	322
Separation of Hydrocarbons (Fast Chromatography)	322
Chloroform Purity	322
Polywax 655	322
Impurities of P-phenetidine	323
Drugs In Urine	323
Amantadine Hydrochloride Impurities	323
Ethanolamines Separation (25 Ng/peak Level)	323
Usp Solvents <usp> Column Trb-g27+guardcolumn 5m	324
Analysis of Cyclosiloxanes	324
EPA 601/602 Purgeable Halocarbons Mix Plus 2-chloroethyl Vinyl Ether	324
Solvents In Water	325
Industrial Solvents	325
Industrial Solvents In Raw Materials	325-326
Aromatic Solvents	326
Mixture of Solvents	326
Glycols In Water	326
Purity of Chloroform	327
Impurities of Dimethylacetamide	327
Impurities of Lactic Acid	327
Alcohols In Blood	327
Impurities In Solvents	328
Pollutants In Blood	328-329
Alcohols In Blood	329
Impurities In Toluene	330
Mixture of Solvents And Isomers of N-heptane	331
Petrol 331	
Alcohols In Blood	332
Amines	332
Aminoacids	333
Hydrocarbons	333
Volatil Solvents No Halogenated	334
Bacterial Acid Methyl Esters Mix	334
Residual Solvents In DmsO	335
Common Industrial Solvents	335
Reaction Products of 1,1-diethoxy Butane	336
Separation of Acetic Acid And Acetic Anhydride	336
Petrol	336

Environmental

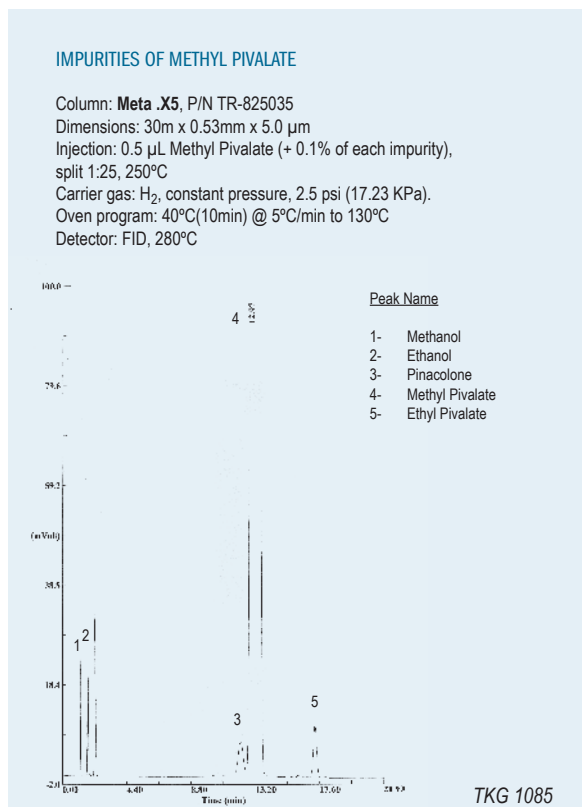
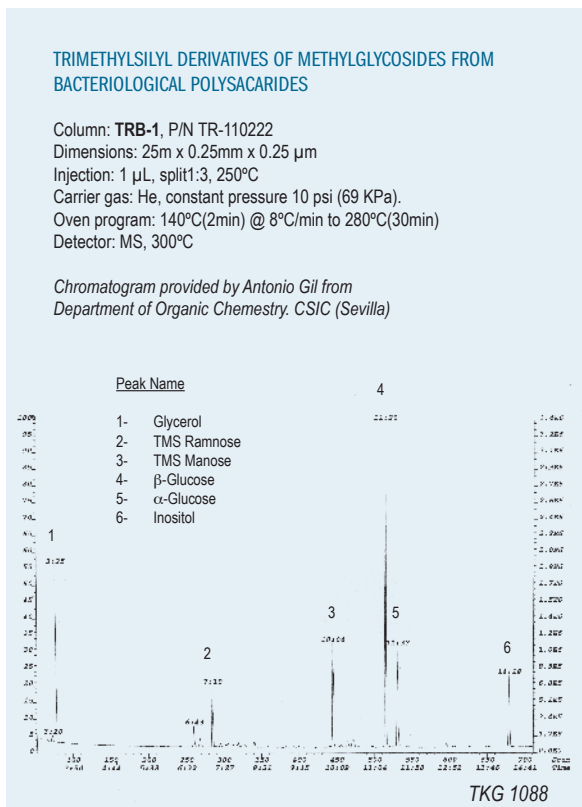
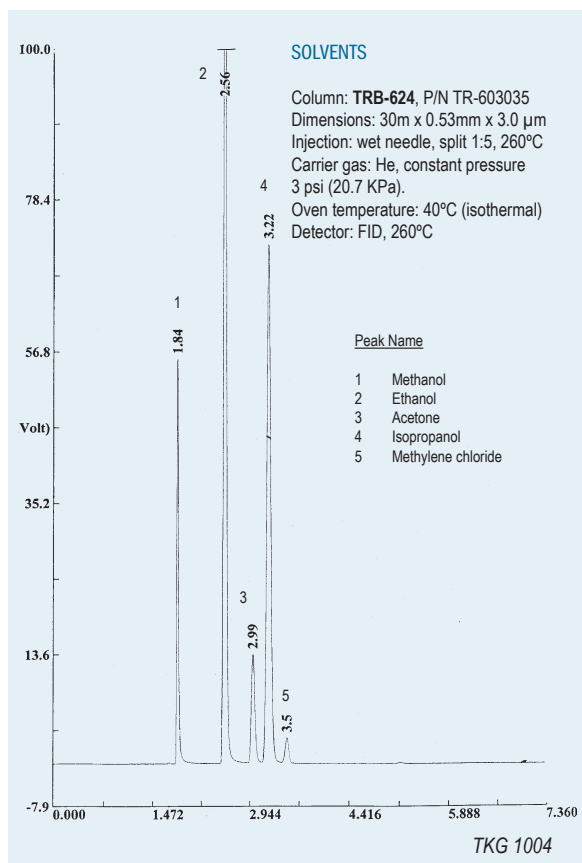
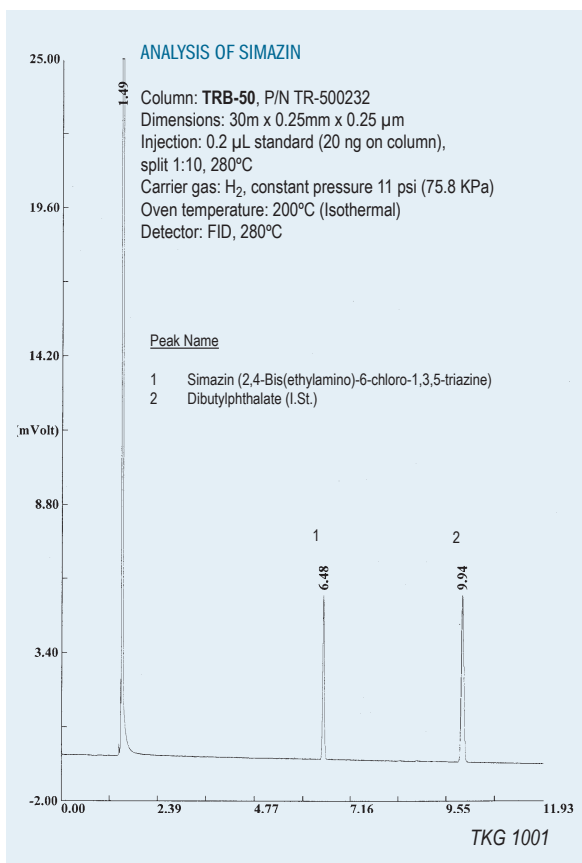
Analysis of Soil And Sludge of A Water-treatment Plant	337-366
Analysis of Polycyclic Aromatic Hydrocarbons	337
Analysis of Pcb's	337
Separation of Btx	338
Separation of Volatil Solvents	338
Glycols	338
Nitriles And Amines In Water	338
Separation of Organochlorinated Pesticides	339
Separation of Aldehydes	339
Separation of Btx Isomers	339
Chlorinated Pesticides	340-341
Aldehydes In Air Sample	341
Separation of Btx Isomers	341
Analysis of Hydrocarbons (Gasoil)	342
Pesticides	342
Amines	343
Separation of Solvents	343
Polyaromatic Hydrocarbons	343
Pcb's In Mussels	344
Dioxines And Furanes Separation	344
TRB-5ms Dioxines	345
TRB-5ms Furanes	345
TRB-5ms Dioxines. Emission Sample	346
TRB-5ms Furanes. Emission Sample	346
TRB-5ms Dioxines - Food Sample	347
TRB-5ms Furanes - Food Sample	347
Optimum Resolution In Semivolatile Compounds Analysis	348-349
Pesticides Analysis	350
Purifier Sludge Analysis	350

Content

Separation of Pesticides	351-352
Free Acids In Water	353
Solvents In Water (100 Ppm)	353
Analysis of Fire Residues (Pyrolysis)	353
Analysis of Nonylphenols	354
Analysis of Aroclors	354
Phenols EPA 604	354
Analysis of Pesticides	354
Organochlorinated Pesticides EPA 608	355
Separation of Phenols EPA 604	355
Aroclor 1254 In Isooctane (10 Ppm)	356
Aroclor 1260 In Isooctane (10 Ppm)	356
Superimposed Individual Aroclors 1242 (Green), 1254 (Blue), 1260 (Red) In Isooctane (10 Ppm)	358
Mix of Aroclors 1242, 1254 And 1260 In Isooctane (10 Ppm)	357
Aroclor 1242 In Isooctane (10 Ppm)	357
Pcbs 358	358
EPA 601 Purgeable Halocarbons Mix	359
Analysis of Pyridines	359
Analysis of Pesticides	360
Amines	360
Separation of Phtalates	361
Separation of Aromatic Hydrocarbons	362
Separation of Solvents	363
Phenols EPA 604	364
Separation of Solvents	364
Separation of PAE (Phthalate Alkyl Ester) Mix EPA 604	364
Aromatic Compounds	365
Polycyclic Aromatic Hydrocarbons (PAH EPA 610)	365
Clp Pesticides (EPA 8081)	366

Food & Flavors

Ethyl Carbamate In Wine	367-391
Tuna Oil With Added Dha	367
Alcohols	367
Separation of Fames	368
Essential Oil	368
Separation of Alcohols	369
Analysis of Chloropirine In Wines	369
Separation of Volatiles In Alcoholic Beverages	369
Separation of Acrylamide	370
Identification of Wax In Olive Oil	370
Separation of Acetoin In Vinegar	370
Separation of Polyols In Wine	370
Analysis of Rapeseed Oil (Fast Chromatography)	371
Analysis of Rapeseed Oil	371
Alcohols And Terpenic Acids (Olive Oil)	371
Analysis Bergamol	371
Aldehydes	372
Pesticides In Wines	372
Separation of Sterols In Olive Oil (Virgen Extra)	372
Hydrogenated Soya Oil	373
Separation of Fames	373
Phenols-anisol In Wine	374
Phenol-anisol In Wine (Fast Chromatography)	374
Phytosanitary Analysis In Wine	374
Separation of Sterols In Olive Oil (Orujo)	375
Chlorinated Solvents In Olive Oil	375
Analysis of Volatiles In Olive Oil	375
Separation of Volatiles In Alcoholic Beverages	376
Analysis of Glycols In Wine	376
Analysis of Polyols In Wine	376
Phenols EPA 604	376
Separation of Fames	377
Separation of Methyl Esters (Rapessed Oil)	377
Flavors In Wine	377
Lavander Flavor	378
Flavors (Lavander, Essential Oil)	378
Analysis of Pesticides 378	
Sterols Analysis (Refined Olive Oil)	379
Analysis of Cis-trans Isomers	379
Analysis of Methyl Esters	379-380
Separation of Sugars (As Alditol Acetates)	380
Separation of Sterols	380
Separation of Volatiles In Alcoholic Beverages	381-383
Sterols In Olive Oil	384
Triglycerides In Milky Fat	385
Allergens In Cosmetics	385
Separation of Methyl Esters (Fames)	386
Separation of Fames	387
Separation of Methyl Esters In Soya Oil	387
Glycols In Wine	388
Methanol And Higher Alcohols	388
Pufa I	389
Pufa II	389
Pufa III	390
37 Fame Mix	390
37 Fame Mix- Ms Detector	391




ANALYSIS OF SOLVENTS

Column: **TRB-WAX**, P/N TR-142065
 Dimensions: 60m x 0.53mm x 2.0 μ m
 Injection: wet needle, split, 250°C
 Carrier gas: H₂, constant pressure 4 psi (27.6 KPa).
 Oven program: 55°C(20min) @ 3°C/min to 220°C(15min)
 Detector: FID, 260°C

Peak Name

- 1- Acetone
- 2- Methyl acetate
- 3- Ethyl acetate
- 4- Methanol + MEK
- 5- Isopropanol
- 6- Ethanol
- 7- MIKB
- 8- Methoxypropyl acetate
- 9- Isobutyl acetate
- 10- Toluene
- 11- Methoxypropanol
- 12- n-butyl acetate
- 13- Isobutanol
- 14- n-butanol
- 15- p,m-xylenes
- 16- o-xylene
- 17- Ethylglycol
- 18- Diacetone alcohol
- 19- Butyl glycol



TKG 1003

SEPARATION OF MONOMERS IN PAINTS

Column: **Meta .WAX**, P/N TR-811035
 Dimensions: 30m x 0.53mm x 1.0 μ m
 Injection: 1 μ L Monomers mixture (20ppm, 100ppm toluene in DMSO), split 1:50, 240°C
 Carrier gas: He, 4 psi (27.6 KPa)
 Oven temperature: 40°C(5min) @ 15°C/min to 180°C(15min)
 Detector: FID, 240°C

Peak Name

- 1- Methyl acrylate
- 2- Toluene
- 3- Butyl acrylate
- 4- Styrene



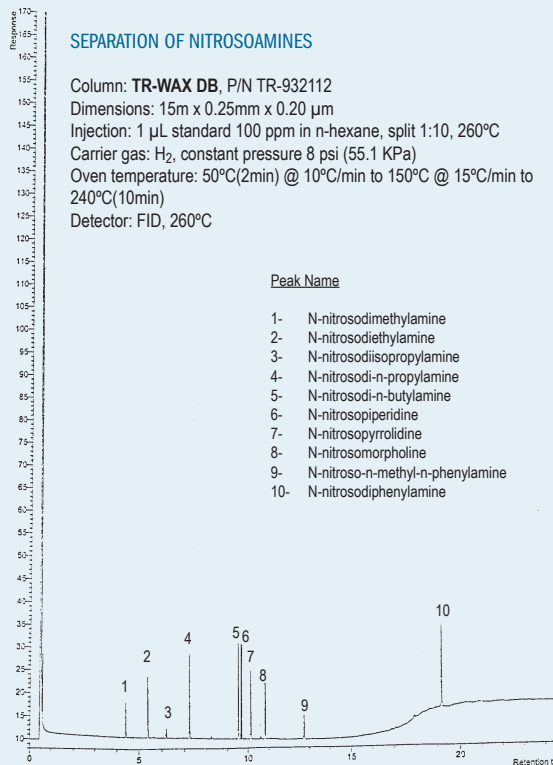
TKG 1005

SEPARATION OF NITROSOAMINES

Column: **TR-WAX DB**, P/N TR-932112
 Dimensions: 15m x 0.25mm x 0.20 μ m
 Injection: 1 μ L standard 100 ppm in n-hexane, split 1:10, 260°C
 Carrier gas: H₂, constant pressure 8 psi (55.1 KPa)
 Oven temperature: 50°C(2min) @ 10°C/min to 150°C @ 15°C/min to 240°C(10min)
 Detector: FID, 260°C

Peak Name

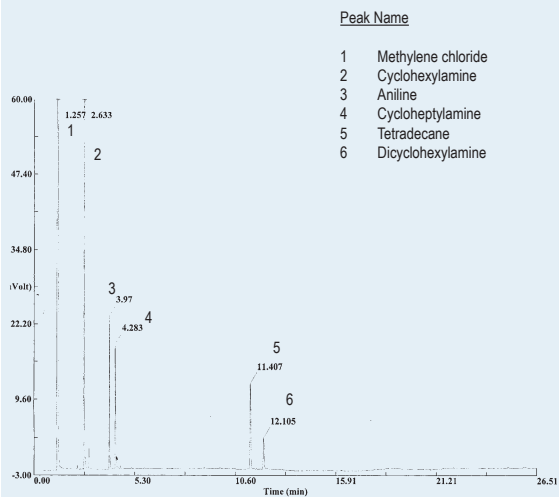
- 1- N-nitrosodimethylamine
- 2- N-nitrosodiethylamine
- 3- N-nitrosodiisopropylamine
- 4- N-nitrosodi-n-propylamine
- 5- N-nitrosodi-n-butylamine
- 6- N-nitrosopiperidine
- 7- N-nitrosopyrrolidine
- 8- N-nitrosomorpholine
- 9- N-nitroso-n-methyl-n-phenylamine
- 10- N-nitrosodiphenylamine



TKG 1006

SODIUM CYCLAMATE IMPURITIES

Column: **TRB-5A**, P/N TR-210533
 Dimensions: 30m x 0.32mm x 0.5 µm
 Injection: 1 µL (50-500 ppm), split 1:15, 280°C
 Carrier gas: He, constant pressure 17 psi (117.1 KPa)
 Oven program: 85°C (1 min) @ 8°C/min to 150°C (10min)
 @ 30°C/min to 220°C (5min)
 Detector: FID, 280°C

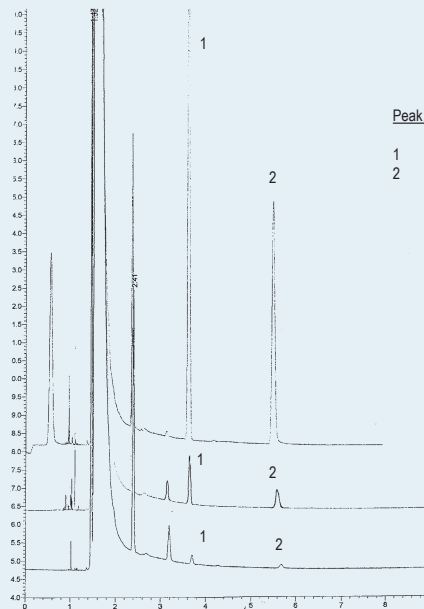


Peak Name	Retention Time (min)
1 Methylene chloride	1.257
2 Cyclohexylamine	2.633
3 Aniline	3.97
4 Cycloheptylamine	4.283
5 Tetradecane	11.407
6 Dicyclohexylamine	12.105

TKG 1007

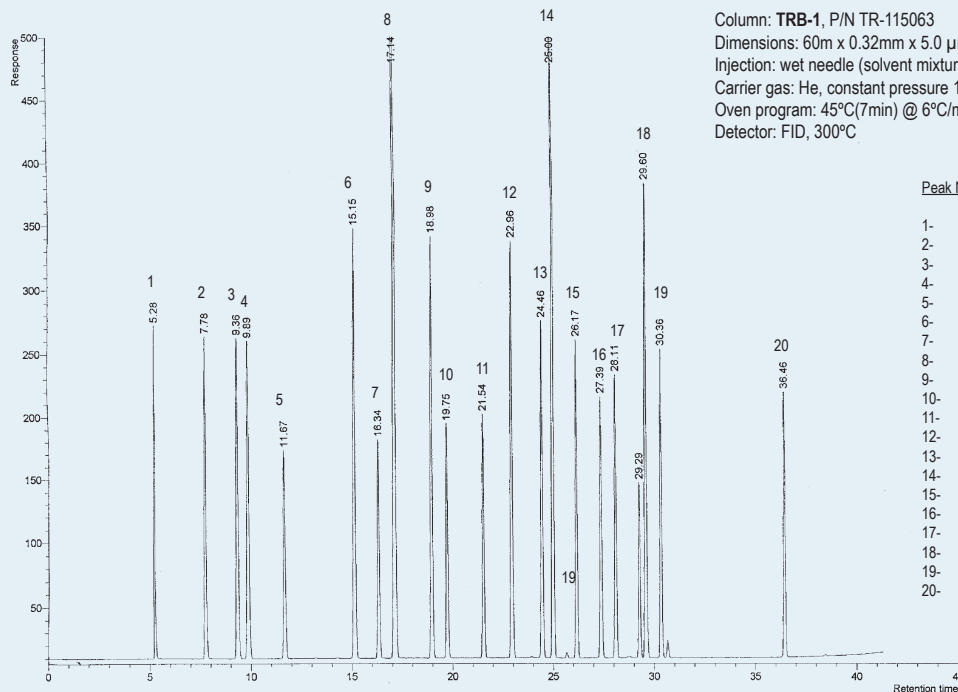
PHENOL IN RESINS

Column: **TRB-624**, P/N TR-603035
 Dimensions: 30m x 0.53mm x 3.0 µm
 Injection: 1 µl (0,5,5 and 50ppm), split 1:5, 260°C
 Carrier gas: He, constant pressure 5 psi (34.5 KPa).
 Oven temperature: 150°C (isothermal)
 Detector: FID, 280°C



Peak Name	Retention Time (min)
1 Phenol	~1.5
2 Anisol	~5.5

TKG 1008



SEPARATION OF SOLVENTS

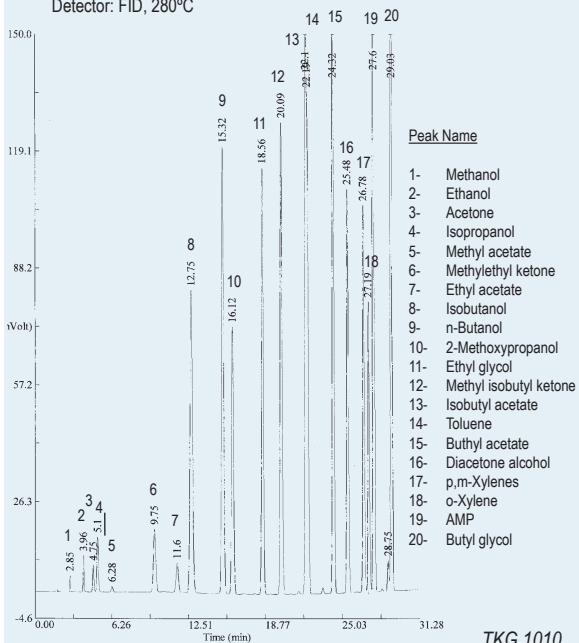
Column: **TRB-1**, P/N TR-115063
 Dimensions: 60m x 0.32mm x 5.0 µm
 Injection: wet needle (solvent mixture), split 1:100, 280°C
 Carrier gas: He, constant pressure 14 psi (96.5 KPa).
 Oven program: 45°C (7min) @ 6°C/min to 260°C (5min)
 Detector: FID, 300°C

Peak Name	Retention Time (min)
1- Methanol	5.28
2- Ethanol	7.79
3- Acetone	8.95
4- Isopropanol	9.89
5- Methyl acetate	11.67
6- Methyleneethyl ketone	15.15
7- Ethyl acetate	16.34
8- n-Butanol	17.14
9- Isobutanol	18.88
10- 2-Methoxypropanol	19.75
11- Ethyleneglycol	21.54
12- Methyl isobutyl ketone	22.98
13- Isobutyl acetate	24.46
14- Toluene	26.09
15- Butyl acetate	26.17
16- Diketone alcohol	27.39
17- 2-Methoxypropanol acetate	28.11
18- Xylene	29.29
19- Butyl glycol	30.36
20- Butyl glycol acetate	36.46

TKG 1009

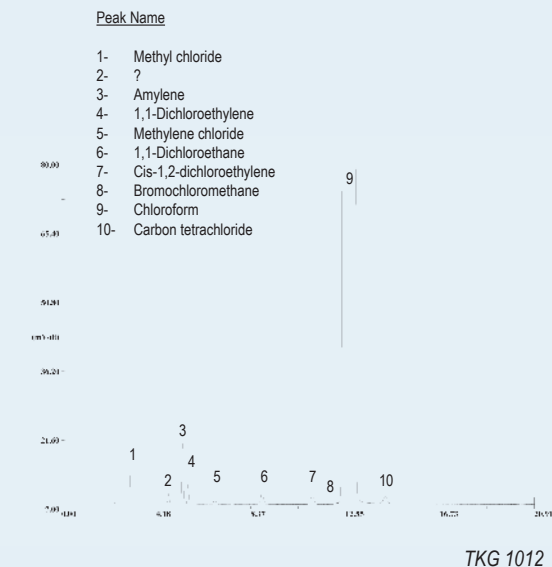
SEPARATION OF SOLVENTS

Column: **TRB-1**, P/N TR-115065
 Dimensions: 60m x 0.53mm x 5.0 µm
 Injection: 0,1 µl solvent mix, split, 250°C
 Carrier gas: H₂, constant pressure 6.5 psi (45 KPa).
 Oven program: 40°C (10min) @ 5°C/min to 200°C(15min)
 Detector: FID, 280°C



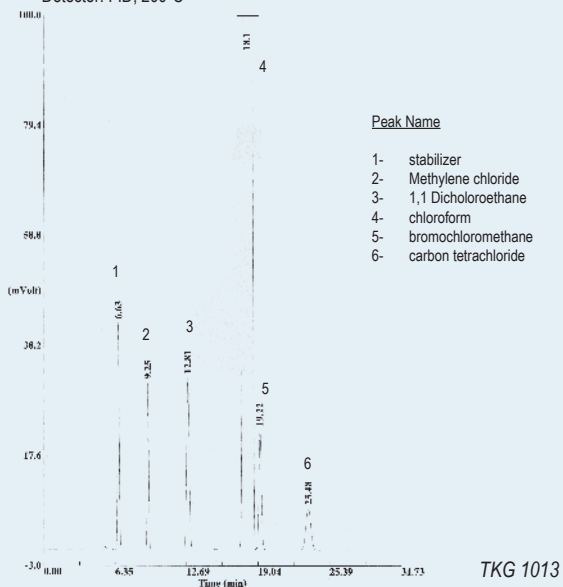
CHLOROFORM IMPURITIES

Column: **TRB-624**, P/N TR-603035
 Dimensions: 30m x 0.53mm x 3.0 µm
 Injection: 1 µl split 1:6, 260°C,
 Liner: single tape with wool
 Carrier Gas: He, 3psi (20.7 KPa), 21.9cm/s (40°C)
 Program temperature: 40°C
 Detector: FID, 200°C



CHLOROFORM IMPURITIES

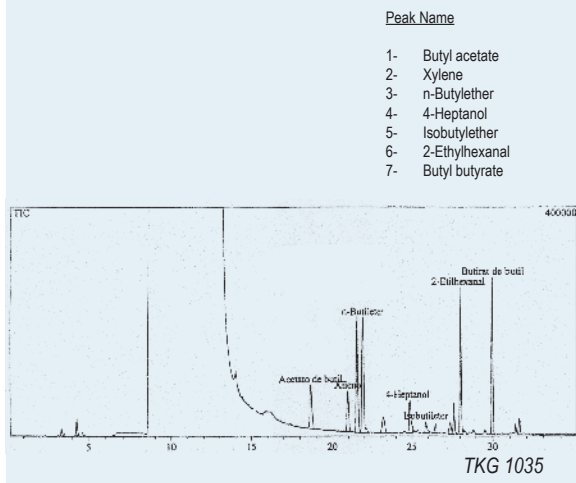
Column: **Meta.VOC**, P/N TR-943035
 Dimensions: 30m x 0.53mm x 3.0 µm
 Injection: 1 µl chloroform , split, 5:1, 150°C
 Carrier gas: He, constant pressure 2 psi (13.8 KPa), 19.53 cm/s (30°C)
 Oven program: 30°C (isothermal)
 Detector: FID, 200°C

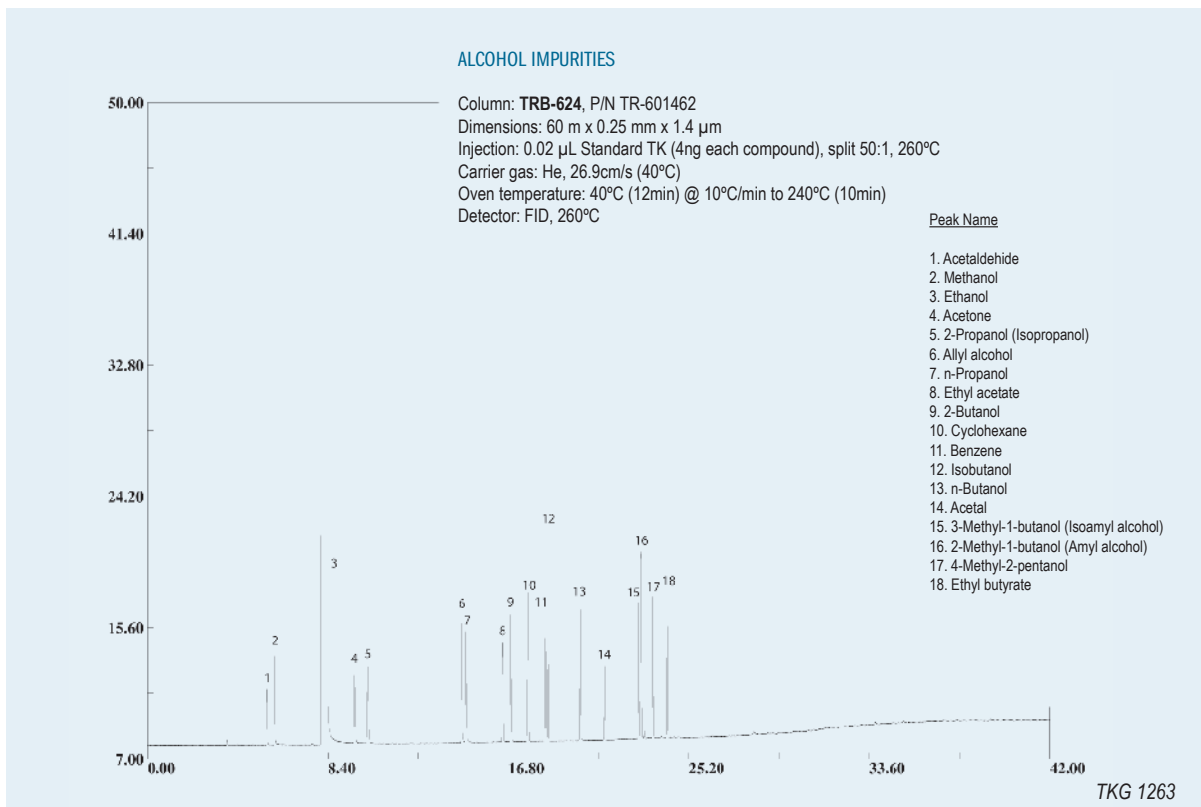
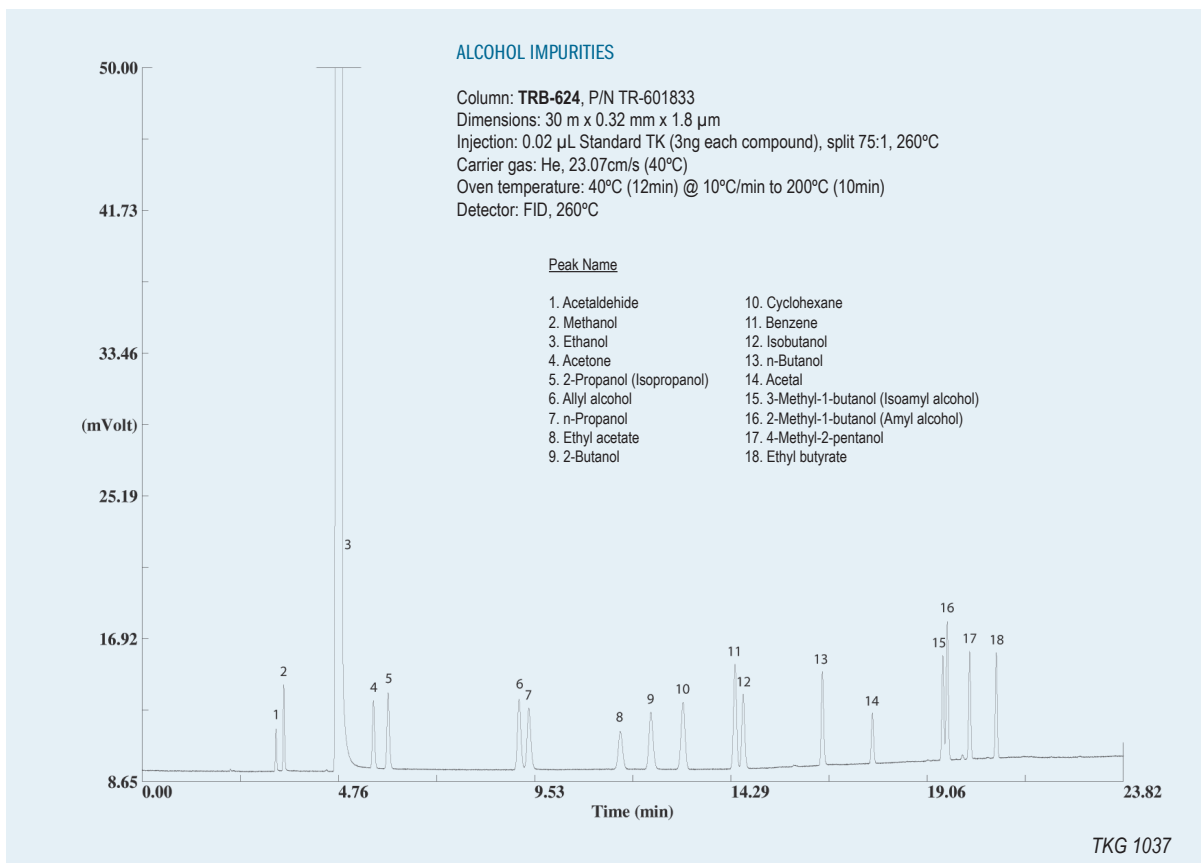


IMPURITIES OF n-BUTANOL

Column: **TRB-5**, P/N TR-120232
 Dimensions: 30m x 0.25mm x 0.25 µm
 Injection: 1 µL n-Butanol, split 1:20, 250°C
 Carrier gas: He, constant flow 1 mL/min
 Oven temperature: 40°C @ (5min) @ 4°C/min to 200°C
 @ 15°C/min to 300°C
 Detector: MS, 280°C (interphase)

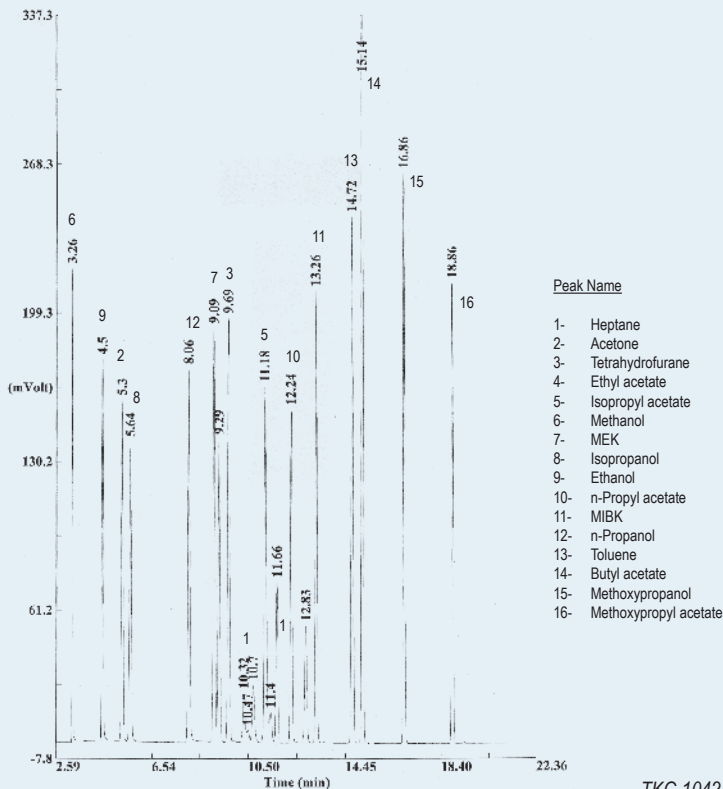
Chromatogram provided by F. Sisteré from IUCT





SEPARATION OF SOLVENTS

Column: **TRB-624**, P/N TR-603075
 Dimensions: 75m x 0.53mm x 3.0 µm
 Injection: 0.2 µL, split 1:5, 260°C
 Carrier gas: H₂, constant pressure 7.8 psi (53.74 KPa).
 Oven temperature: 40°C(5min) @ 7°C/min to 240°C
 Detector: FID, 280°C



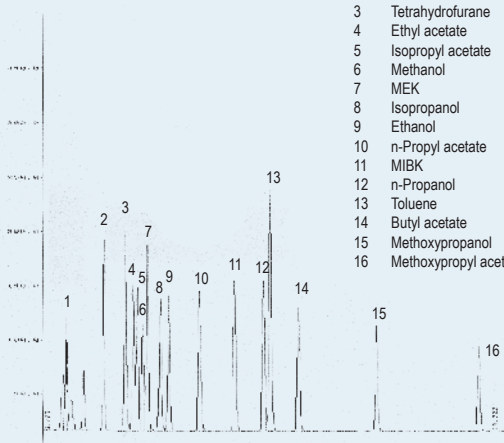
TKG 1042

SEPARATION OF SOLVENTS

Column: **TRB-WAX**, P/N TR-141253
 Dimensions: 50m x 0.32mm x 1.2 µm
 Injection: 1 µL standard (500 ng/mL comp.), split 1:25, 260°C
 Carrier gas: He, constant pressure 12 psi (82.7 Kpa)
 Oven temperature: 65°C(7min) @ 4°C/min to 117°C
 Detector: FID, 260°C

Chromatogram provided by
 Jaime Piedrabuena from Danisco

Peak Name
1 Heptane (isomers mixture)
2 Acetone
3 Tetrahydrofurane
4 Ethyl acetate
5 Isopropyl acetate
6 Methanol
7 MEK
8 Isopropanol
9 Ethanol
10 n-Propyl acetate
11 MIBK
12 n-Propanol
13 Toluene
14 Butyl acetate
15 Methoxypropanol
16 Methoxypropyl acetate

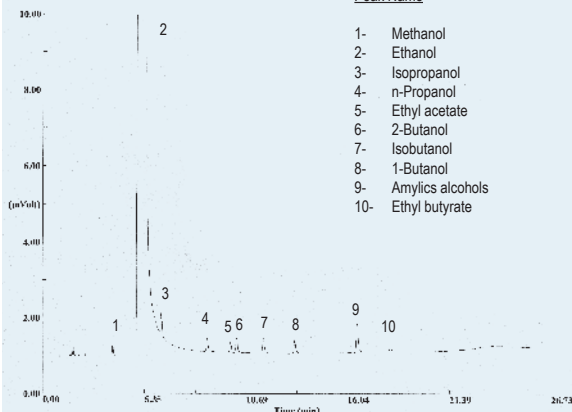


TKG 1052

IMPURITIES OF ETHANOL

Column: **TRB-G43**, P/N TR-163035
 Dimensions: 30m x 0.53mm x 3.0 µm
 Injection: 1 µL standard alcohols (20 ppm/comp), split 1:5, 200°C
 Carrier gas: He, constant pressure 2.6 psi (17.9 KPa).
 Oven temperature: 42°C(4min) @ 5°C/min to 140°C(4min)
 Detector: FID, 200°C


Peak Name
1- Methanol
2- Ethanol
3- Isopropanol
4- n-Propanol
5- Ethyl acetate
6- 2-Butanol
7- Isobutanol
8- 1-Butanol
9- Amylic alcohols
10- Ethyl butyrate



TKG 1054

SEPARATION IMPURITIES OF BUTYL ACRYLATE

Column: **TRB-1**, P/N TR-111052
 Dimensions: 50m x 0.25mm x 1.0 μ m
 Injection: 0.2 μ L solvent mixture, split 1:50, 280°C
 Carrier gas: He, constant pressure 20 psi (137.8 kPa).
 Oven program: 140°C (Isothermal)
 Detector: FID, 300°C

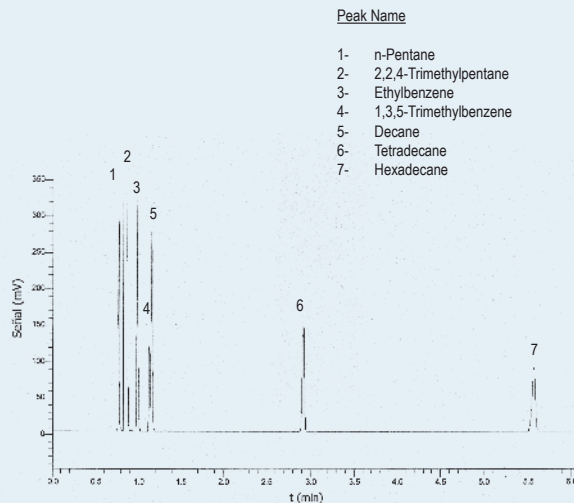


TKG 1056

SEPARATION OF HYDROCARBONS (FAST CHROMATOGRAPHY)

Column: **TRB-1**, P/N TR-110441
 Dimensions: 10m x 0.10mm x 0.40 μ m
 Injection: 0.5 μ L standard Hydrocarbons
 (0.95%/comp. in 2,2,4-Trimethylpentane), split 1:200, 200°C
 Carrier gas: He, constant pressure 40 psi (275.6kPa).
 Oven temperature: 190°C (Isothermal)
 Detector: FID, 200°C

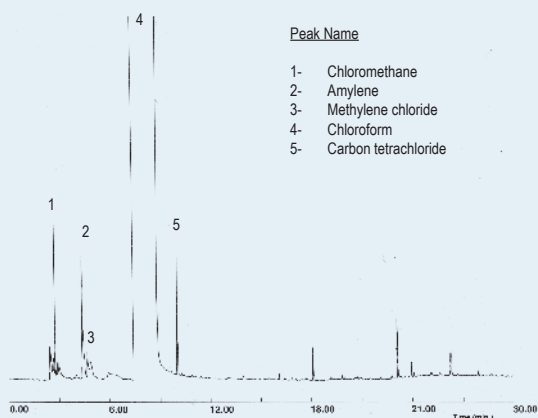
Chromatogram provided by J.I. Gómez Cívicos, M^aA. Uguina Zamorano and J.L. Sotelo Sancho from Universidad Complutense de Madrid



TKG 1057

CHLOROFORM PURITY

Column: **TRB-5**, P/N TR-121063
 Dimensions: 60m x 0.32mm x 1.0 μ m
 Injection: 250°C, 2 μ L (split 20:1)
 Carrier gas: H₂, 11 psi (75.8 kPa).
 Oven temperature: 40°C (8 min) to 200°C(5min) @ 10°C/min
 Detector: FID, 250°C

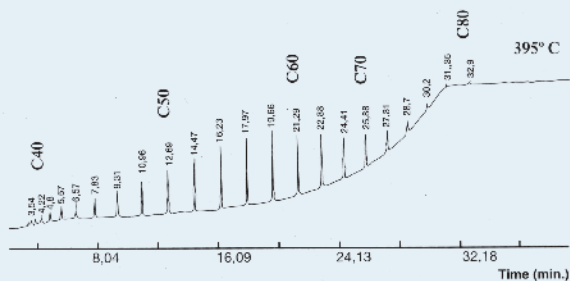


TKG 1062

POLYWAX 655

Column: **TRB-5ht**, P/N TR-620112
 Dimensions: 15m x 0.32mm x 0.1 μ m
 Injection: 0, 2 μ L (split) 2% Polywax 655 in Carbon sulfide
 Oven program: 70°C to 250°C @ 70°C/min. to 395°C(10min)
 @ 5°C/min.
 Detector: FID, 410°C

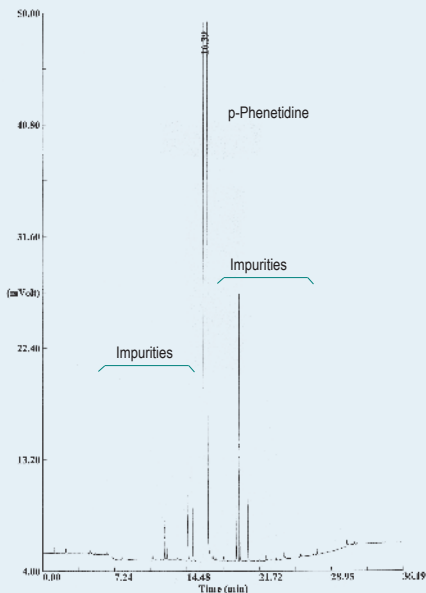
(base line without compensation)



TKG 1065

IMPURITIES OF p-PHENETIDINE

Column: **TRB-5A**, P/N TR-210532
 Dimensions: 30m x 0.32mm x 0.50 μm
 Injection: p-Phenetidine wet needle, split 1:50, 260°C
 Carrier gas: H₂, 11 psi (69 kPa)
 Oven temperature: 80°C(5min) @ 7°C/min to 260°C (6min)
 Detector: FID, 300°C

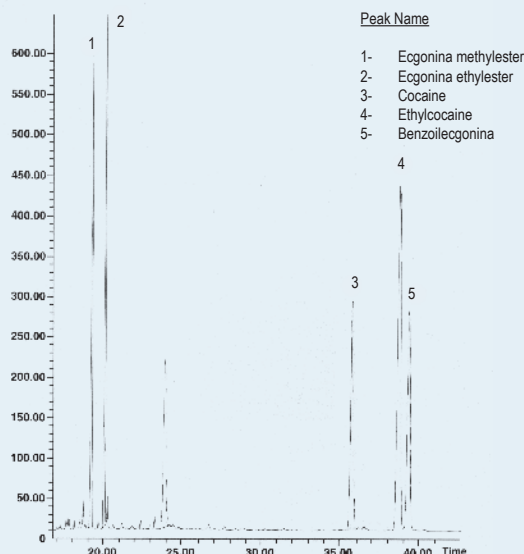


TKG 1090

DRUGS IN URINE

Column: **TRB-5ms**, P/N TR-520129
 Dimensions: 25m x 0.20mm x 0.11 μm
 Injection: 250°C, 1 μl splitless (BSTFA Derivatives in ACN)
 Carrier gas: He, 15 psi (103.3 kPa)
 Oven temperature: 60°C (1') @ 10°C/min. to 220°C @ 10°C/min.
 Detector: FID, 280°C

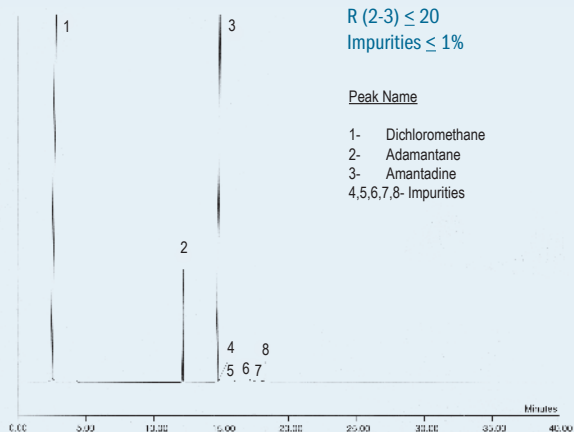
Chromatogram provided by Jordi To, Hospital Clinico from Barcelona.



TKG 1067

AMANTADINE HYDROCHLORIDE IMPURITIES

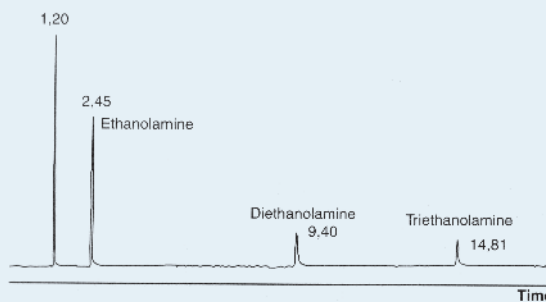
Column: **TRB-5 AMINE**, P/N TR-211035
 Dimensions: 30m x 0.53mm x 1.0m
 Injection: 2 μl (split 1:50), 220°C
 Carrier gas: He, 4.2 psi (28.9 kPa)
 Oven temperature: 70°C (5') to 250°C (20min) @ 10°C/min.
 Detector: FID, 300°C
 Sample: Test solution according to USP 25



TKG 1074

ETHANOLAMINES SEPARATION (25 ng/peak level)

Column: **TRB-5 AMINE**, P/N TR-210533
 Dimensions: 30m x 0.32mm x 0.50 μm
 Injection: 2 μl (split 1:50), 280°C
 Carrier gas: H₂, 7 psi (48.2 kPa)
 Oven temperature: 50°C (2') to 200°C @ 10°C/min.
 Detector: FID, 300°C
 Sample: Ethanolamines solution in methanol (1,25 mg/ml)

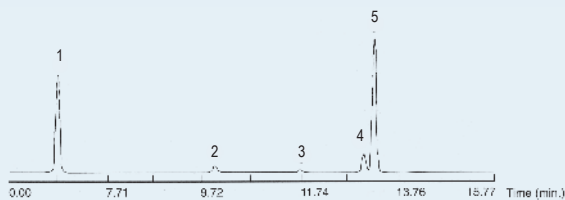


TKG 1075

USP SOLVENTS <USP> COLUMN TRB-G27+GUARDCOLUMN 5M

Column: **TRB-G27**, P/N-175035
 Dimensions: 30m x 0.53mm x 5.0 µm
 Oven temp.: 35°C(5') to 175°C@ 8°C/min. to 260°C (16')@35°C/min.
 Carrier gas: He, 4.5 psi (31 KPa), 35 cms. to 35°C
 Injector temp: 70°C
 FID temp: 260°C
 Injection: Direct injection of 1 µl (Unilliner), standard dissolution in distilled water (1:10)

Standard	Concentration
1- Methylene chloride	600ppm
2- Chloroform	60ppm
3- Benzene	2ppm
4- Trichloroethylene	80ppm
5- 1,4 - Dioxan	380ppm



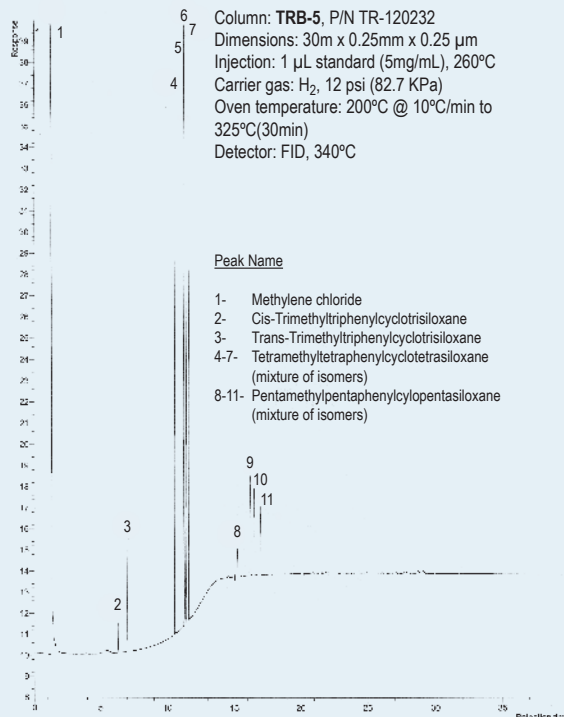
TKG 1076

ANALYSIS OF CYCLOSILOXANES

Column: **TRB-5**, P/N TR-120232
 Dimensions: 30m x 0.25mm x 0.25 µm
 Injection: 1 µL standard (5mg/mL), 260°C
 Carrier gas: H₂, 12 psi (82.7 KPa)
 Oven temperature: 200°C @ 10°C/min to 325°C(30min)
 Detector: FID, 340°C

Peak Name

- 1- Methylene chloride
- 2- Cis-Trimethyltriphenylcyclotrisiloxane
- 3- Trans-Trimethyltriphenylcyclotrisiloxane
- 4-7- Tetramethyltetraphenylcyclotetrasiloxane (mixture of isomers)
- 8-11- Pentamethylpentaphenylcyclopentasiloxane (mixture of isomers)



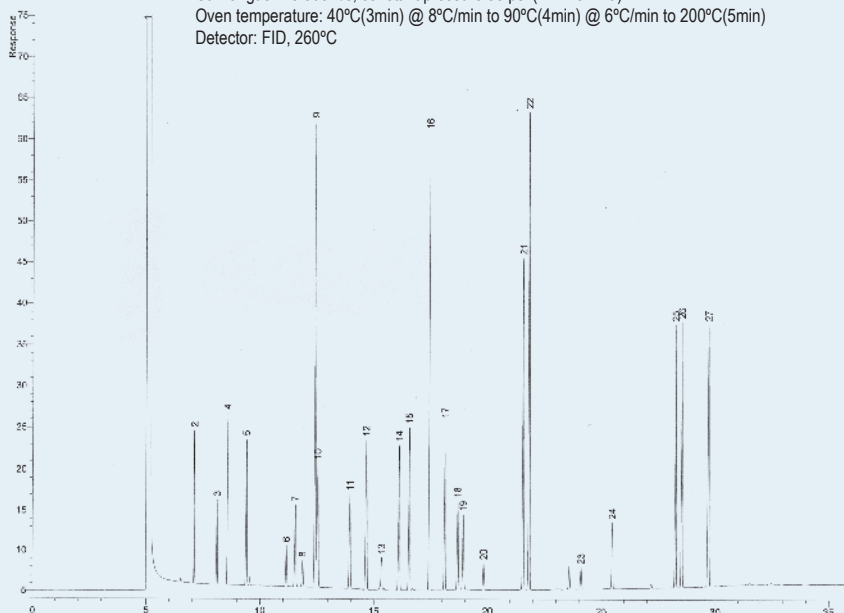
TKG 1094

EPA 601/602 PURGEABLE HALOCARBONS MIX PLUS 2-CHLOROETHYL VINYL ETHER

Column: **TRB-624**, P/N TR-601462
 Dimensions: 60m x 0.25mm x 1.4 µm
 Injection: 0.5 µL EPA 601/602 Purgeable Halocarbons Mix (2000 ng/mL), split 1:50, 260°C
 Carrier gas: He 30cm/s, constant pressure 35 psi (241.15 KPa)
 Oven temperature: 40°C(3min) @ 8°C/min to 90°C(4min) @ 6°C/min to 200°C(5min)
 Detector: FID, 260°C

Peak Name

- 1- Methanol
- 2- 1,1-Dichloroethylene
- 3- Methylene chloride
- 4- trans-1,2-Dichloroethylene
- 5- 1,1-Dichloroethane
- 6- Chloroform
- 7- 1,1,1-Trichloroethane
- 8- Carbon Tetrachloride
- 9- Benzene
- 10- 1,2-Dichloroethane
- 11- Trichloroethylene
- 12- 1,2-Dichloropropane
- 13- Bromodichloromethane
- 14- 2-Chloroethyl vinyl ether
- 15- cis-1,3-Dichloropropene
- 16- Toluene
- 17- trans-1,3-Dichloropropene
- 18- 1,1,2-Trichloroethane
- 19- Tetrachloroethylene
- 20- Dibromochloromethane
- 21- Chlorobenzene
- 22- Ethylbenzene
- 23- Bromoform
- 24- 1,1,2,2-Tetrachloroethane
- 25- 1,3-Dichlorobenzene
- 26- 1,4-Dichlorobenzene
- 27- 1,2-Dichlorobenzene



TKG 1093

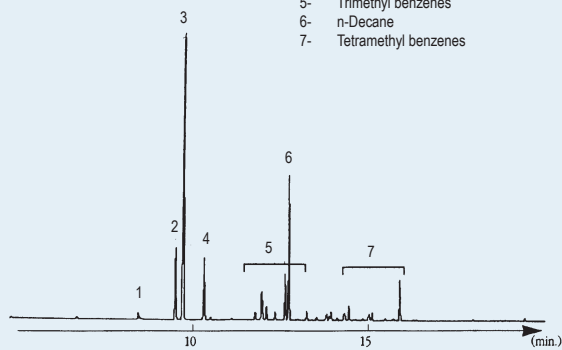
SOLVENTS IN WATER

Column: **TRB-5**, P/N TR-120232
 Dimensions: 30m x 0.25mm x 0.25 m
 Injection: 1 µL, split
 Carrier gas: He
 Oven temperature:
 Detector: FID

Chromatogram provided by J. Teixidor and E. Bosch from
 Laboratory Dr. Riera

Peak Name

- 1- Butyl acetate
- 2- Ethyl benzene
- 3- m,p-Xylene
- 4- o-Xylene
- 5- Trimethyl benzenes
- 6- n-Decane
- 7- Tetramethyl benzenes



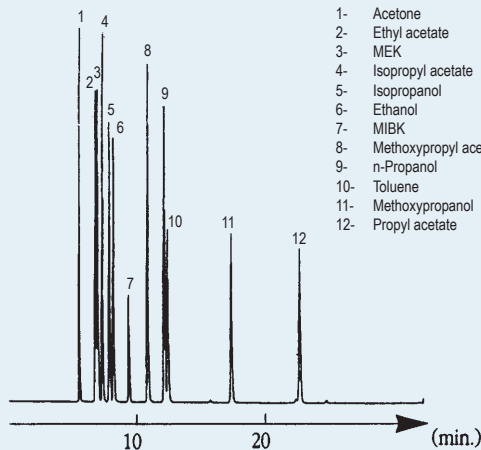
TKG 1160

INDUSTRIAL SOLVENTS

Column: **TR-WAX**, P/N TR-141253
 Dimensions: 50m x 0.32mm x 1.2 µm
 Injection: 0.1 µL, split
 Carrier gas: H₂, 16 psi (110.24 KPa)
 Oven temperature: 60°C @ 2°C/min to 125°C
 Detector: FID, 250°C

Peak Name

- 1- Acetone
- 2- Ethyl acetate
- 3- MEK
- 4- Isopropyl acetate
- 5- Isopropanol
- 6- Ethanol
- 7- MIBK
- 8- Methoxypropyl acetate
- 9- n-Propanol
- 10- Toluene
- 11- Methoxypropanol
- 12- Propyl acetate



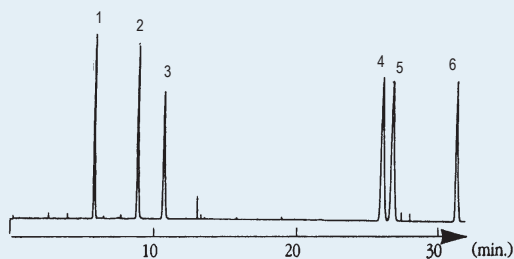
TKG 1161

INDUSTRIAL SOLVENTS

Column: **TR-WAX**, P/N TR-141233
 Dimensions: 30m x 0.32mm x 1.2 µm
 Injection: 0.1 µL, split
 Carrier gas: He, 12 psi (82.7 KPa)
 Oven temperature: 40°C @ 1°C/min to 70°C @ 7.5°C/min to 125°C
 Detector: FID, 250°C

Peak Name

- 1- Acetone
- 2- Methanol
- 3- Ethanol
- 4- p-Xylene
- 5- m-Xylene
- 6- o-Xylene



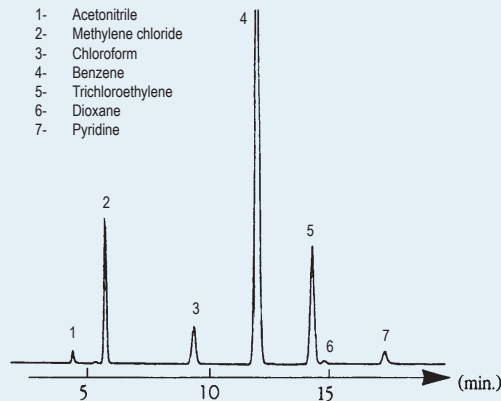
TKG 1162

INDUSTRIAL SOLVENTS IN RAW MATERIALS

Column: **TRB-5**, P/N TR-125035
 Dimensions: 30m x 0.53mm x 5.0 µm
 Injection: 1 µL, head space
 Carrier gas: N₂, 5 mL/min
 Oven temperature: 40°C(5min) @ 3°C/min to 110°C
 Detector: FID

Peak Name

- 1- Acetonitrile
- 2- Methylene chloride
- 3- Chloroform
- 4- Benzene
- 5- Trichloroethylene
- 6- Dioxane
- 7- Pyridine

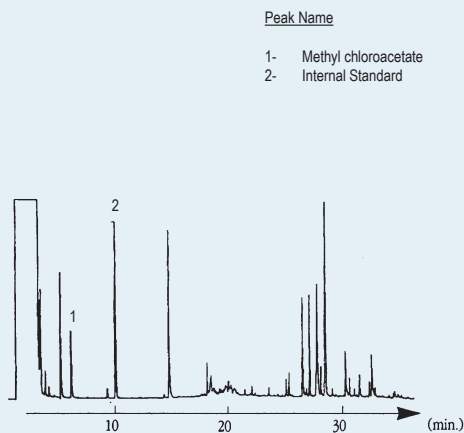


TKG 1163

IMPURITIES IN RAW MATERIALS Analysis of Monochloroacetic acid

Column: **TRB-5**, P/N TR-120233
 Dimensions: 30m x 0.32mm x 0.25 μ m
 Injection: splitless 1 min, 260°C
 Carrier gas: He, 8 psi
 Oven temperature: 30°C(12min) @ 10°C/min to 250°C
 Detector: FID, 260°C

Chromatogram provided by A. Tintó from MOEHS, S.A., Barcelona.

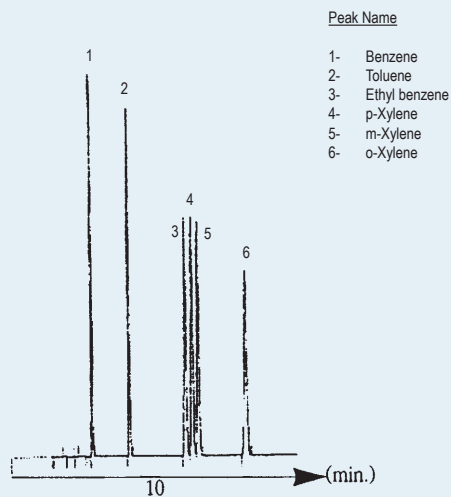


TKG 1164

AROMATIC SOLVENTS

Column: **TRB-WAX**, P/N TR-141233
 Dimensions: 30m x 0.32mm x 1.2 μ m
 Injection: split
 Carrier gas: He, 10 psi (68.9 KPa)
 Oven temperature: 80°C (Isothermal)
 Detector: FID, 250°C

Chromatogram provided by E. Cura from SGS, S.A., Barcelona.

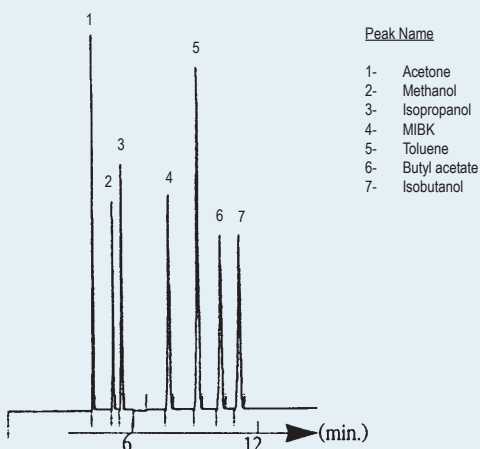


TKG 1165

MIXTURE OF SOLVENTS

Column: **TRB-WAX**, P/N TR-141233
 Dimensions: 30m x 0.32mm x 1.2 μ m
 Injection: split
 Carrier gas: He, 10 psi (68.9 KPa)
 Oven temperature: 75°C (Isothermal)
 Detector: FID, 250°C

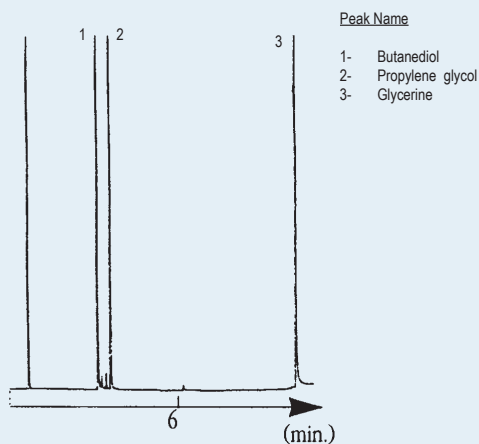
Chromatogram provided by E. Cura from SGS, S.A., Barcelona.



TKG 1166

GLYCOLS IN WATER

Column: **TRB-FFAP**, P/N TR-150535
 Dimensions: 30m x 0.53mm x 0.5 μ m
 Injection: 1 μ L, split
 Carrier gas: H₂, 2 psi (13.8 KPa)
 Oven temperature: 100°C @ 10°C/min to 220°C
 Detector: FID

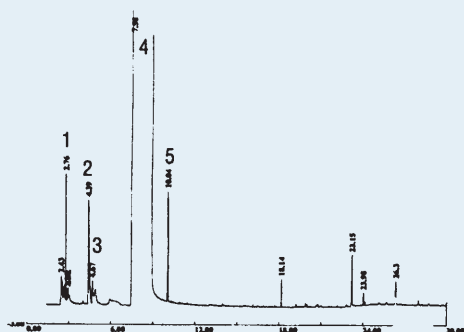


TKG 1167

PURITY OF CHLOROFORM

Column: **TRB-5**, P/N TR-121063
 Dimensions: 60m x 0.32mm x 1.0 µm
 Injection: 2 µL, split, 260°C
 Carrier gas: H₂, 11 psi (75.8 KPa)
 Oven temperature: 40°C(8min) @ 10°C/min to 200°C(5min)
 Detector: FID, 260°C

- Peak Name
- 1- Methyl chloroform
 - 2- Amylene
 - 3- Methylene chloride
 - 4- Chloroform
 - 5- Carbon tetrachloride

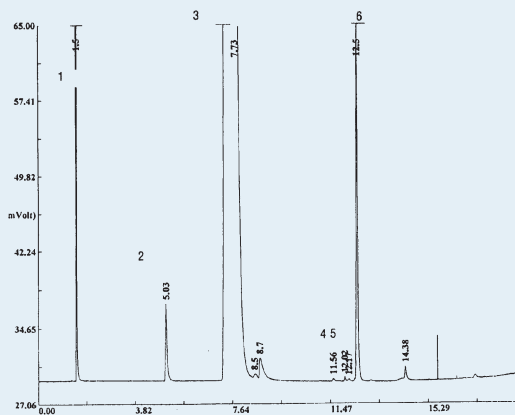


TKG 1168

IMPURITIES OF DIMETHYLACETAMIDE

Column: **TRB-WAX**, P/N TR-140232
 Dimensions: 30m x 0.25mm x 0.25 µm
 Injection: 0.3 µL, split, 260°C
 Carrier gas: H₂, 11 psi (78.8 KPa)
 Oven temperature: 75°C(7min) @ 10°C/min to 200°C
 Detector: FID, 280°C

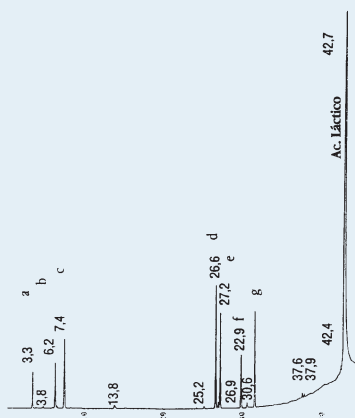
- Peak Name
- 1- Methanol
 - 2- Dimethylformamide
 - 3- Dimethylacetamide
 - 4- Propylene glycol
 - 5- Ethylene glycol
 - 6- Monomethyl acetamide



TKG 1169

IMPURITIES OF LACTIC ACID

Column: **TRB-FFAP**, P/N TR-151035
 Dimensions: 30m x 0.53mm x 1.0 µm
 Injection: 0.5 µL, split, 260°C
 Carrier gas: H₂, 3 psi (20.7 KPa)
 Oven temperature: 45°C(15min) @ 8°C/min to 240°C(15min)
 Detector: FID, 280°C

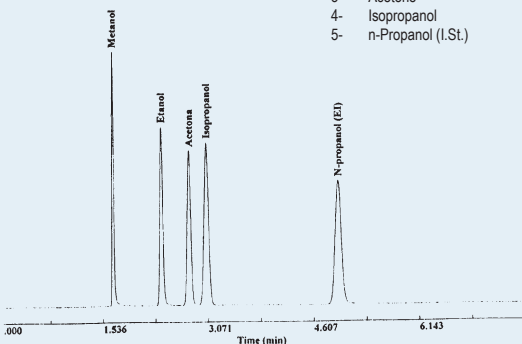


TKG 1170

ALCOHOLS IN BLOOD

Column: **TRB-G43**, P/N TR-163035
 Dimensions: 30m x 0.53mm x 3.0 µm
 Injection: 1 µL, split, alcohols standard
 Carrier gas: H₂, 4 psi (27.6 KPa)
 Oven temperature: 35°C (isothermal)
 Detector: FID, 250°C

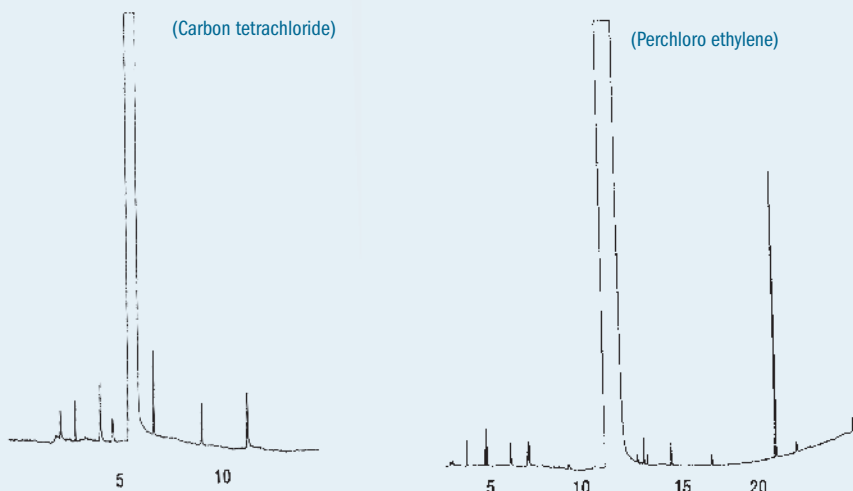
- Peak Name
- 1- Methanol
 - 2- Ethanol
 - 3- Acetone
 - 4- Isopropanol
 - 5- n-Propanol (I.St.)



TKG 1172

IMPURITIES IN SOLVENTS

Column: **TRB-1**, P/N TR-110352
 Dimensions: 50m x 0.25mm x 0.33 μ m
 Injection: 1 μ L, split, neat solvent
 Carrier gas: H₂, 19 psi (130.9 KPa)
 Oven temperature: 35°C(5min) @ 6°C/min to 150°C(5min)
 Detector: FID, 275°C



TKG 1171

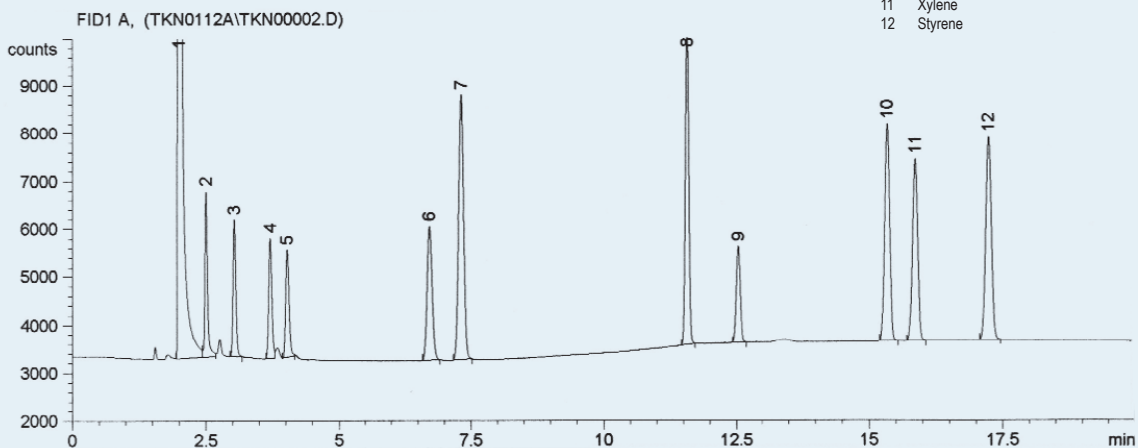
POLLUTANTS IN BLOOD

Column: **MetaBLOOD 1**, P/N TR-853035
 Dimensions: 30m x 0.53mm x 3.0 μ m
 Injection: 1 mL Head Space 2t (vial 70°C), alcohols and aromatics in blood (2-20 ppm), split 1:30, 225°C
 Carrier gas: He, 5 psi
 Oven temperature: 45°C(7 min) @ 10°C/min to 90°C(10min)
 Detector: FID, 300°C

Chromatogram provided by Dra. Guadalupe Montoya and Dra. Isabel Bonaparte de General Lab (Barcelona)

Peak Name

- 1 Methanol
- 2 Ethanol
- 3 Isopropanol
- 4 Acetone
- 5 n-Propanol
- 6 Methyl ethyl ketone (MEK)
- 7 Benzene
- 8 Toluene
- 9 Methyl isobutyl ketone (MIBK)
- 10 Ethylbenzene
- 11 Xylene
- 12 Styrene

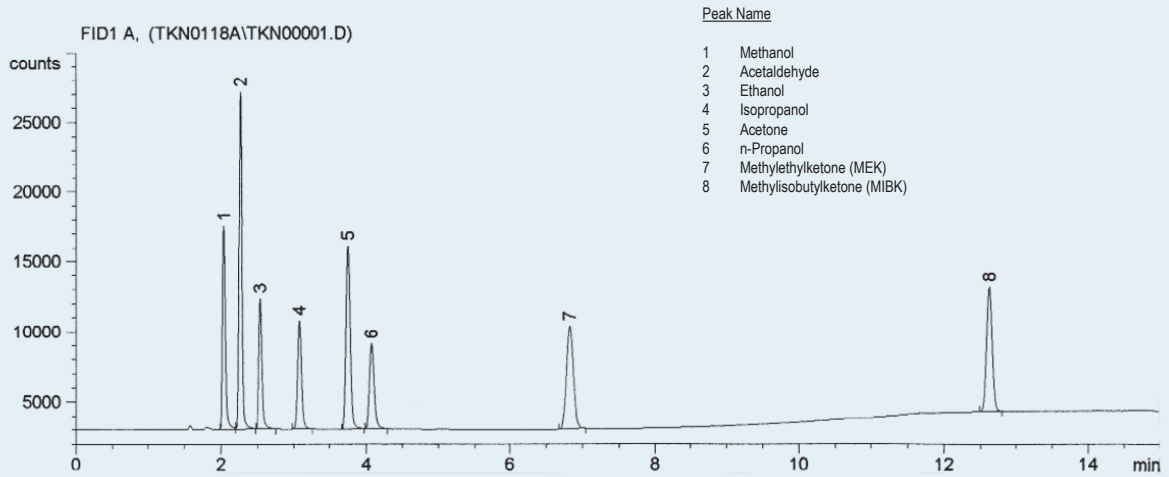


TKG 1210

POLLUTANTS IN BLOOD

Column: **MetaBLOOD 1**, P/N TR-853035
 Dimensions: 30m x 0.53mm x 3.0µm
 Injection: 1 mL Head Space 2t (vial 70°C), alcohols and aromatics in blood (2-20 ppm), split 1:30, 225°C
 Carrier gas: He, 5 psi
 Oven temperature: 45°C(7 min) @ 10°C/min to 90°C(10min)
 Detector: FID, 300°C

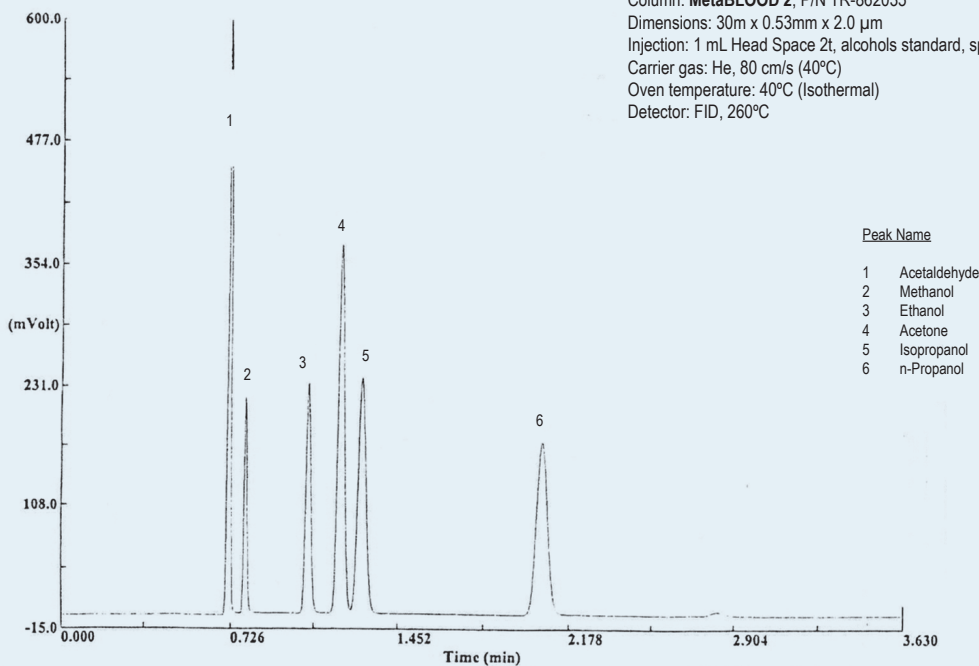
Chromatogram provided by Dra. Guadalupe Montoya and Dra. Isabel Bonaparte de General Lab (Barcelona)



TKG 1213

ALCOHOLS IN BLOOD

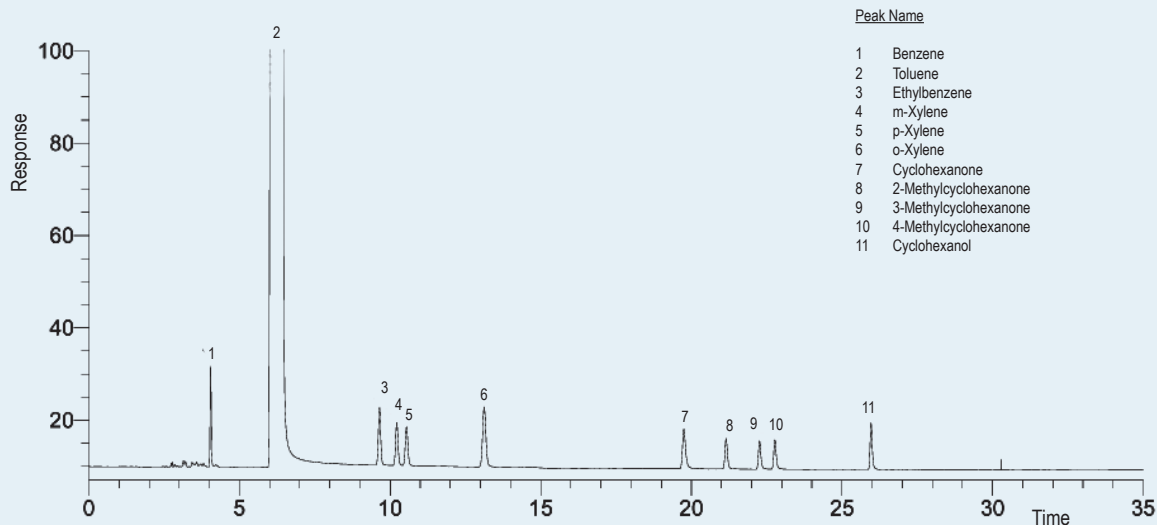
Column: **MetaBLOOD 2**, P/N TR-862035
 Dimensions: 30m x 0.53mm x 2.0 µm
 Injection: 1 mL Head Space 2t, alcohols standard, split 1:10, 250°C
 Carrier gas: He, 80 cm/s (40°C)
 Oven temperature: 40°C (Isothermal)
 Detector: FID, 260°C



TKG 1192

IMPURITIES IN TOLUENE

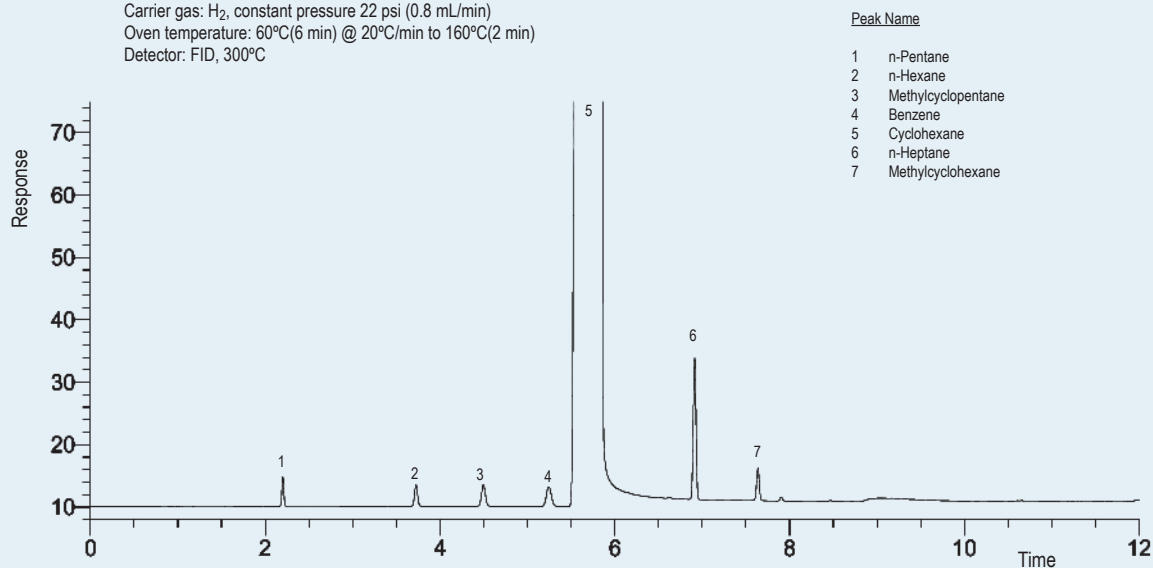
Column: **TRB-PAG**, P/N TR-550232
 Dimensions: 30m x 0.25mm x 0.25µm
 Injection: 1 µL Toluene Standard, split 1:50, 260°C
 Carrier gas: He, constant pressure 11 psi (75.8 Kpa)
 Oven Temperature: 40°C @ 6°C/min to 230°C(5min)
 Detector: FID, 260°C



TKG 1194

IMPURITIES IN CYCLOHEXANE

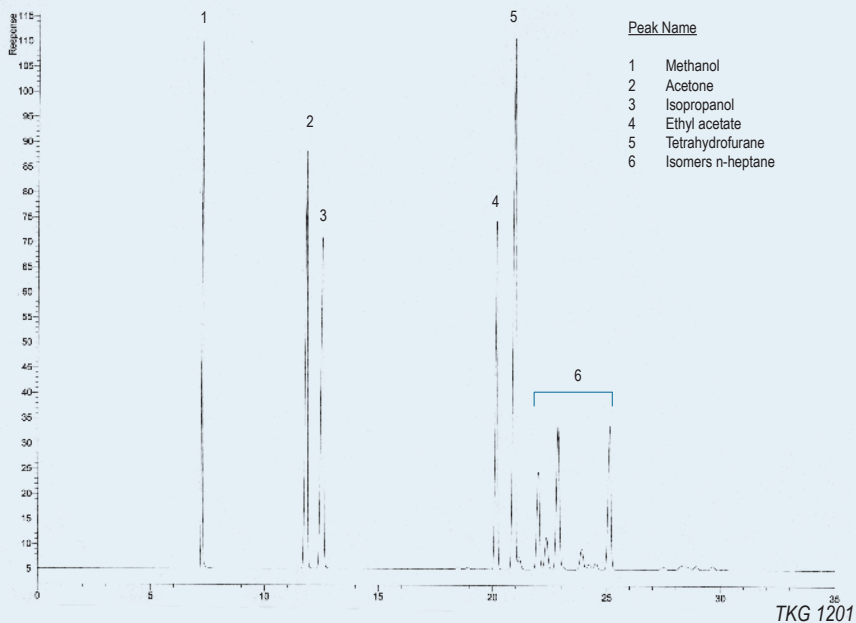
Column: **TRB-1**, P/N TR-111226
 Dimensions: 25m x 0.15mm x 1.2 µm
 Injection: 1µL Cyclohexane, split 1:100, 260°C
 Carrier gas: H₂, constant pressure 22 psi (0.8 mL/min)
 Oven temperature: 60°C(6 min) @ 20°C/min to 160°C(2 min)
 Detector: FID, 300°C



TKG 1195

MIXTURE OF SOLVENTS AND ISOMERS OF N-HEPTANE

Column: **TRB-624**, P/N TR-603075
 Dimensions: 75m x 0.53mm x 3.0 µm
 Injection: mixture of solvents (wet needle), split 1:100, 250°C
 Carrier gas: He, constant pressure 8 psi (55.7 Kpa)
 Oven temperature: 40°C(15 min) @ 15°C/min to 75°C(15 min)
 Detector: FID, 250°C

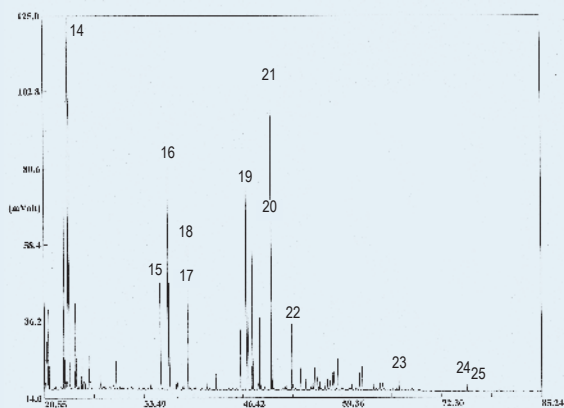
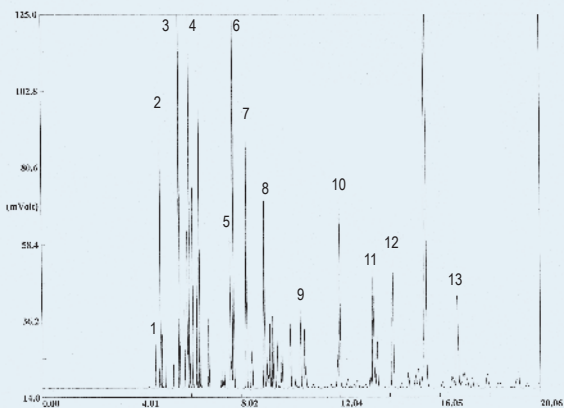


PETROL

Column: **TRB-PETROL**, P/N TR-110592
 Dimensions: 100m x 0.25mm x 0.50µm
 Injection: 0.1µL petrol, split 100:1, 280°C
 Carrier gas: H₂, constant pressure 221Kpa (35°C)
 Oven temperature: 35°C(18min) @ 2°C/min to 200°C(5min)
 Detector: FID, 280°C

Peak Name

1	isobutane	14	toluene
2	n-butane	15	ethylbenzene
3	isopentane	16	m-xylene
4	pentane	17	p-xylene
5	2,3-dimethylbutane	18	o-xylene
6	2-methylpentane	19	1-methyl-3-ethylbenzene
7	3-methylpentane	20	1,3,5-trimethylbenzene
8	hexane	21	1,2,4-trimethylbenzene
9	2,4-dimethylpentane	22	1,2,3-trimethylbenzene
10	benzene	23	naphtalene
11	2-methylhexane	24	2-methylnaphtalene
12	3-methylhexane	25	1-methylnaphtalene
13	n-heptane		



TKG 1203

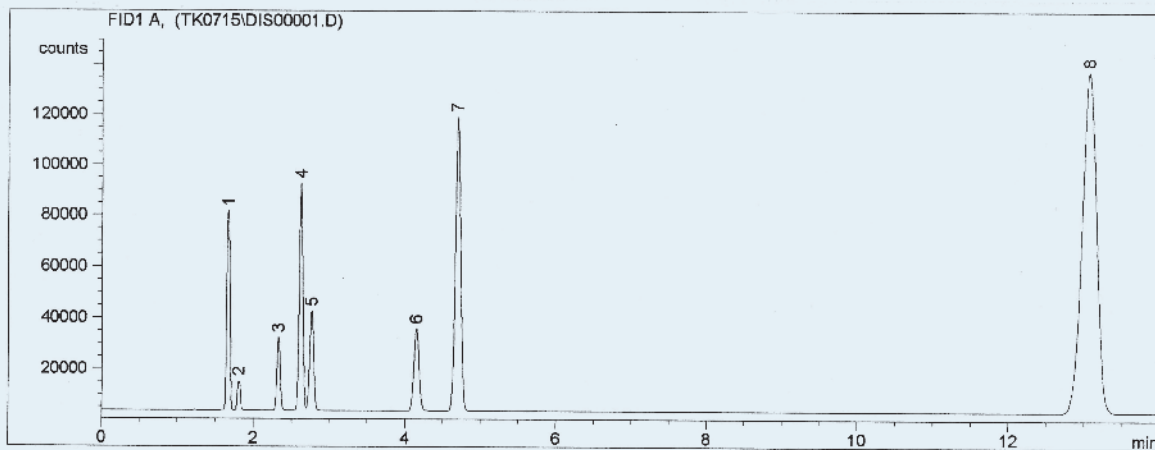
ALCOHOLS IN BLOOD

Column: **MetaBLOOD 2**, P/N TR-862035
 Size: 30m x 0.53mm x 2.0µm
 Carrier gas: He, 5 psi
 Oven Temperature: 45°C (15 min)
 Injection: 1 mL Head Space 2t (vial 70°C), alcohols in blood (2-20 ppm), split 1:20, 225°C
 Detector: FID, 300°C

Chromatogram provided by Dra. Guadalupe Montoya y Dra. Isabel Bonaparte from General Lab (Barcelona)

Peak Name

- 1 Acetaldehyde
- 2 Methanol
- 3 Ethanol
- 4 Acetone
- 5 Isopropanol
- 6 n-Propanol
- 7 Methyl ethyl ketone (MEK)
- 8 Methylisobutylketone (MIBK)



TKG 1209

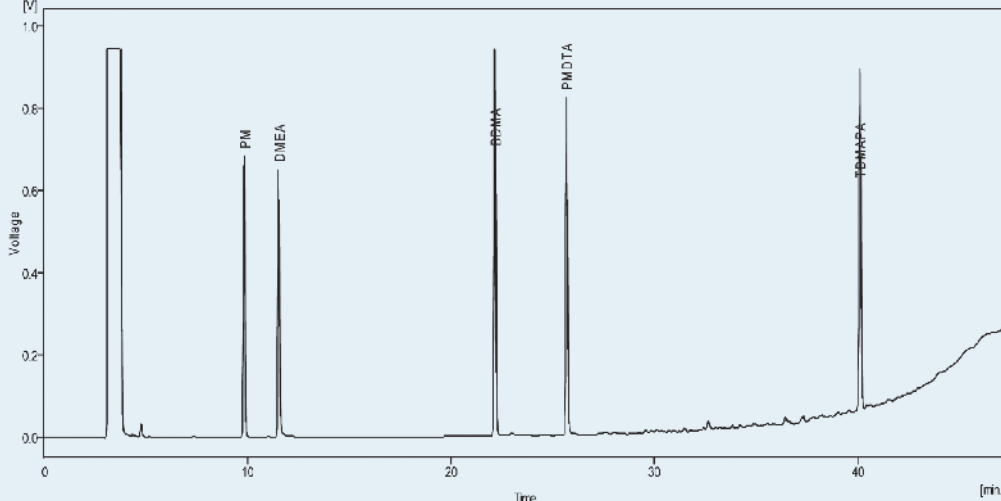
AMINES

Column: **TRB-624**, P/N TR-603065
 Size: 60m x 0.53mm x 3.0µm
 Injection: 1 µl amines standard, split 1:5, 260°C
 Carrier Gas: He, 8 mL/min
 Program temperature: 40°C (1min) @ 5°C/min to 260°C (10min)
 Detector: FID KONIK-TECH, 270°C

Sample

- PM (1-methoxy-2-propanol)
- DMEA (N,N-dimethylethanamine)
- BDMA (N,N-dimethylbenzylamine)
- PMDTA (pentamethyldiethylenetriamine)
- TDMAPA (N,N,N-tris(3-dimethylaminopropyl)amine)

Chromatogram provided by Ariadna Galve from KONIK-TECH, S.A



TKG 1214

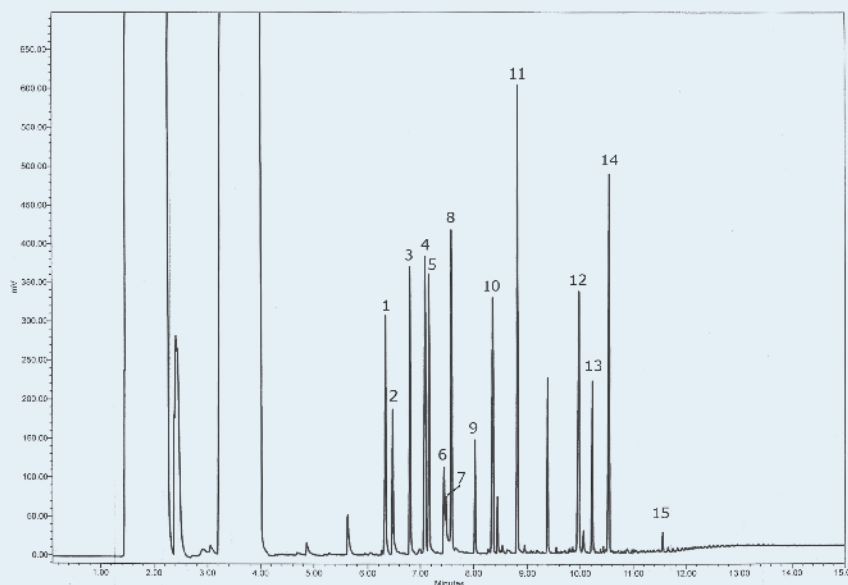
AMINOACIDS

Column: **TRB-50ht**, P/N TR-531332
 Size: 30m x 0.25mm x 0.15µm
 Injection: 2 µl standard AA-S-18 Sigma (2.5µmol/ml), split, 300°C
 Carrier gas: He, 1mL/min
 Program temperature: 50°C (2min) @ 30°C/min to 350°C (3min)
 Detector: MS Polaris Q, EI, 200°C, transfer line 200°C

Peak Name

- 1 Alanine
- 2 Glycine
- 3 Valine
- 4 Leucine
- 5 Isoleucine
- 6 Serine
- 7 Threonine
- 8 Proline
- 9 Hydroxyproline
- 10 Methionine
- 11 Phenylalanine
- 12 Lysine
- 13 Histidine
- 14 Tyrosine
- 15 Cystine

Chromatogram provided by Antonio Tintó from Moehs S.A.



TKG 1215

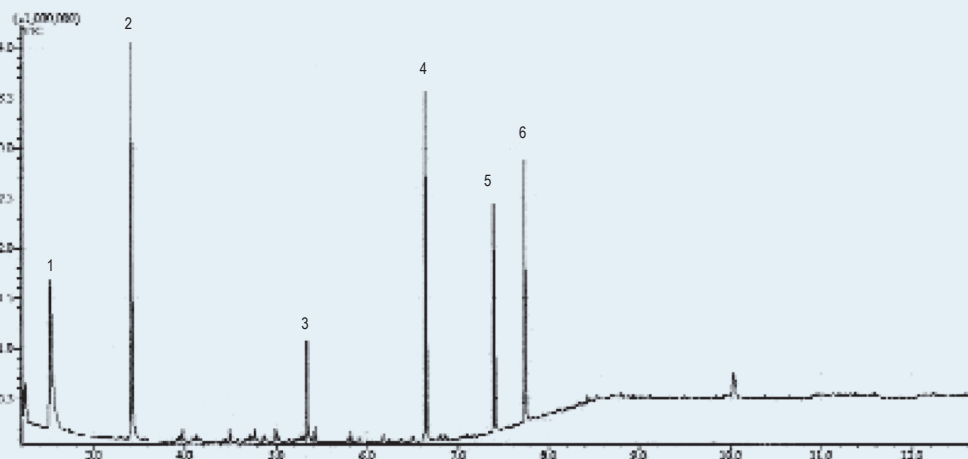
HYDROCARBONS

Column: **TRB-1ht**, P/N TR-610133
 Size: 30m x 0.32mm x 0.1µm
 Injection: hydrocarbons standard 1250 ppb, splitless, 250°C
 Carrier gas: He, constant flow 2 mL/min
 Program Temperature: 50°C (1 min) @ 40°C/min to 320°C (5 min)
 Detector: MS, ion source 200°C, Interfase 280°C, scan 20-600

Peak Name

- 1 C10
- 2 C12
- 3 C24
- 4 C28
- 5 C30
- 6 C40

Chromatogram provided by Vanesa Riu de ILERSAP, Mollerussa (Lleida).



TKG 1221

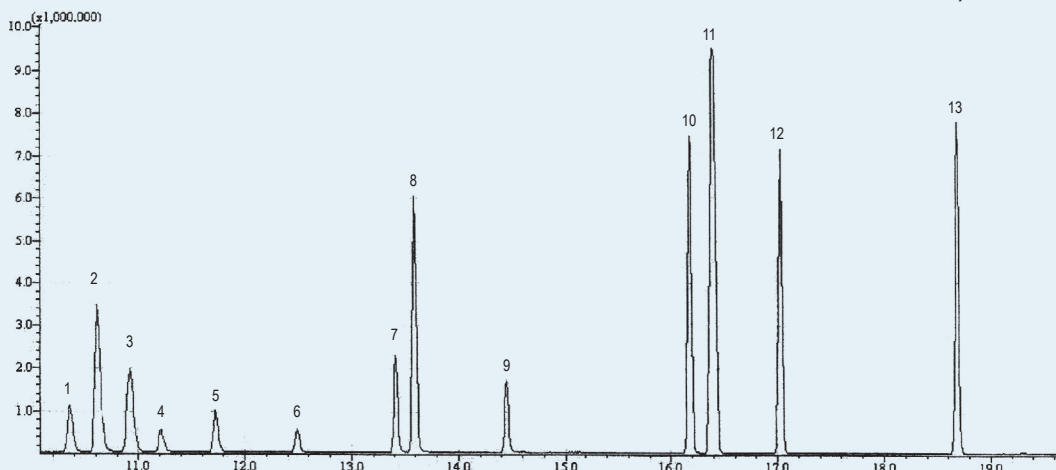
VOLATIL SOLVENTS NO HALOGENATED

Column: **TRB-1**, P/N TR-111062
 Size: 60m x 0.25mm x 1.0µm
 Injection: 1 mL Headspace (70°C, 20min), split 1:5, 250°C
 Carrier Gas: He, constant flow 1mL/min
 Program Temperature: 40°C(2 min) @ 8°C/min to 240°C(10 min)
 Detector: MS, ion source 200°C, Interfase 250°C, scan 20-400

Chromatogram provided by Vanesa Riu de ILERSAP, Mollerussa (Lleida).

Peaks

- 1 Isobutyl acetate
- 2 Benzene
- 3 Cyclohexane
- 4 3-Pentanone
- 5 Propyl acetate
- 6 Methyl isobutyl ketone
- 7 Isobutyl acetate
- 8 Toluene
- 9 Butyl acetate
- 10 Ethylbenzene
- 11 m,p-Xylene
- 12 o-Xylene
- 13 Isobutyl Ketone



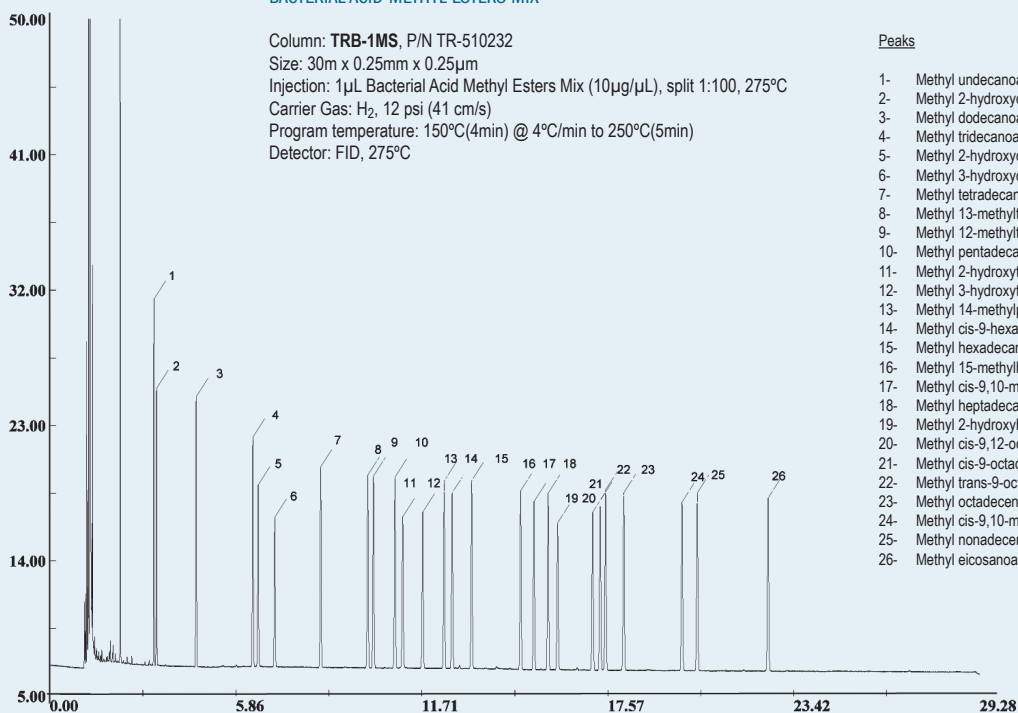
TKG 1220

BACTERIAL ACID METHYL ESTERS MIX

Column: **TRB-1MS**, P/N TR-510232
 Size: 30m x 0.25mm x 0.25µm
 Injection: 1µL Bacterial Acid Methyl Esters Mix (10µg/µL), split 1:100, 275°C
 Carrier Gas: H₂, 12 psi (41 cm/s)
 Program temperature: 150°C(4min) @ 4°C/min to 250°C(5min)
 Detector: FID, 275°C

Peaks

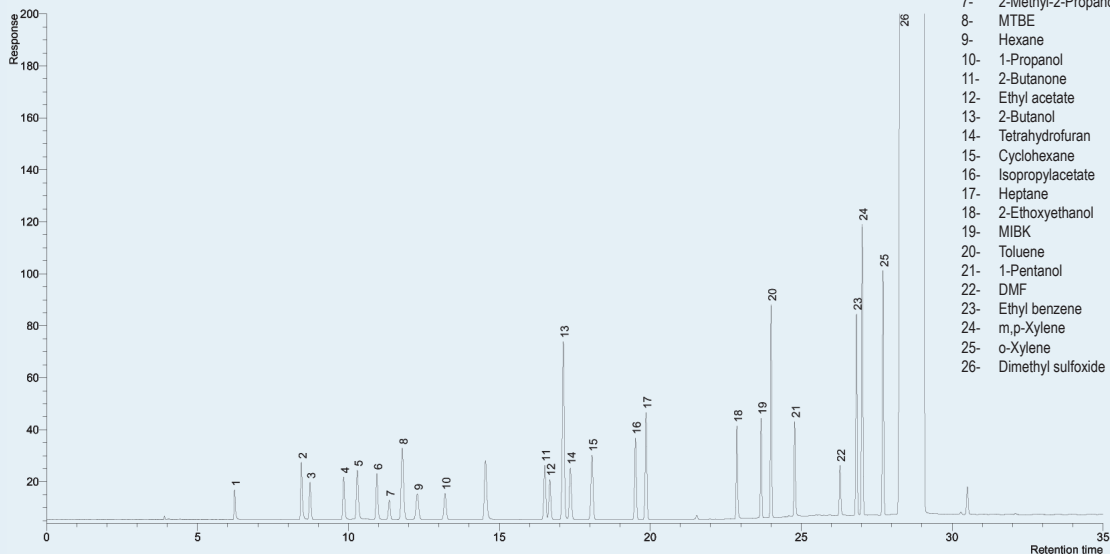
- 1- Methyl undecanoate
- 2- Methyl 2-hydroxydodecanoate
- 3- Methyl dodecanoate
- 4- Methyl tridecanoate
- 5- Methyl 2-hydroxydodecanoate
- 6- Methyl 3-hydroxydodecanoate
- 7- Methyl tetradecanoate
- 8- Methyl 13-methyltetradecanoate
- 9- Methyl 12-methyltetradecanoate
- 10- Methyl pentadecanoate
- 11- Methyl 2-hydroxytetradecanoate
- 12- Methyl 3-hydroxytetradecanoate
- 13- Methyl 14-methylpentadecanoate
- 14- Methyl cis-9-hexadecanoate
- 15- Methyl hexadecanoate
- 16- Methyl 15-methylhexadecanoate
- 17- Methyl cis-9,10-methylenehexadecanoate
- 18- Methyl heptadecanoate
- 19- Methyl 2-hydroxyheptadecanoate
- 20- Methyl cis-9,12-octadecadienoate
- 21- Methyl cis-9-octadecanoate
- 22- Methyl trans-9-octadecanoate
- 23- Methyl octadecanoate
- 24- Methyl cis-9,10-methyleneoctadecanoate
- 25- Methyl nonadecanoate
- 26- Methyl eicosanoate



TKG 1231

RESIDUAL SOLVENTS IN DMSO

Column: **TRB-624**, P/N TR-601863
 Size: 60m x 0.32mm x 1.8µm
 Injection: 1µL mixture of solvents (500 ppm in DMSO), split 1:50, 260°C
 Carrier gas: He, constant pressure 16 psi
 Program Temperature: 40°C(5 min) @ 2°C/min to 60°C @ 9°C/min to 115°C @ 35°C/min to 220°C(15min)
 Detector: FID, 260°C

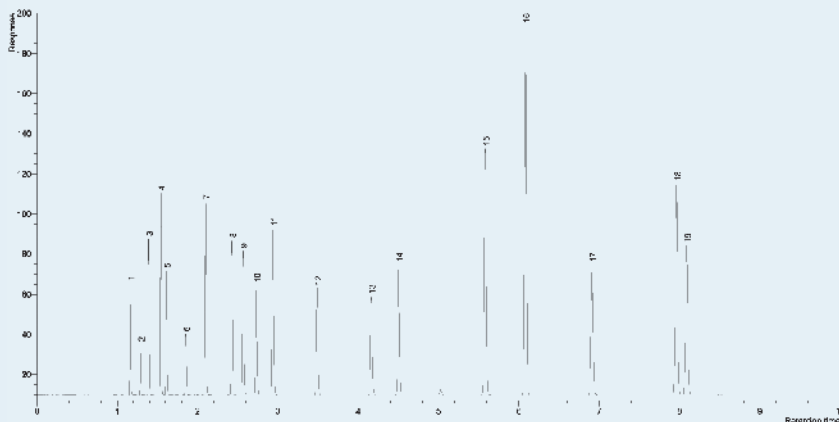


Peak Name
1- Methanol
2- Ethanol
3- Acetone
4- 2-Propanol
5- Acetonitrile
6- Methylene chloride
7- 2-Methyl-2-Propanol
8- MTBE
9- Hexane
10- 1-Propanol
11- 2-Butanone
12- Ethyl acetate
13- 2-Butanol
14- Tetrahydrofuran
15- Cyclohexane
16- Isopropylacetate
17- Heptane
18- 2-Ethoxyethanol
19- MIBK
20- Toluene
21- 1-Pentanol
22- DMF
23- Ethyl benzene
24- m,p-Xylene
25- o-Xylene
26- Dimethyl sulfoxide

TKG 1232

COMMON INDUSTRIAL SOLVENTS

Column: **TRB-1**, P/N TR-111033
 Size: 30m x 0.32mm x 1.0µm
 Injection: 0.01µL Neat solvents, split 1:300, 200°C
 Carrier Gas: H2, 7 psi
 Program temperature: 30°C @ 8°C/min to 140°C(2min)
 Detector: FID, 200°C



Peaks
1- Methanol
2- Methyl formate
3- Ethanol
4- Acetone
5- Isopropanol
6- Dichloromethane
7- n-Propanol
8- Methyl ethyl ketone
9- Sec-Butanol
10- Ethyl acetate
11- Isobutanol
12- Isopropyl acetate
13- Nitropropane
14- 1,4-Dioxane
15- Toluene
16- Mesityl oxide
17- Diacetone alcohol
18- m-Xylene
19- Cyclohexanone

TKG 1234

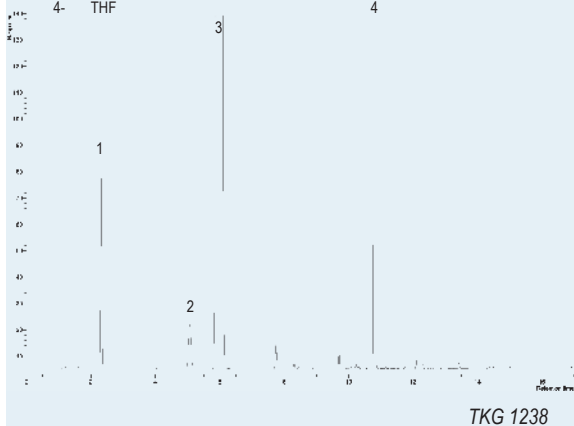
REACTION PRODUCTS OF 1,1-DIETHOXY BUTANE

Column: **TRB-624**, P/N TR-603035
 Size: 30m x 0.53mm x 3.0µm
 Injection: 0.5 µl, split 1:5, 260°C
 Carrier Gas: He, 6 psi
 Program temperature: 40°C (6min) @ 30°C/min to 200°C (5min)
 Detector: FID, 260°C

Chromatogram provided by Ion Aguirre from *Escuela Superior de Ingeniería de Bilbao (Spain)*

Peak Name

- 1- Butanal
- 2- Ethanol
- 3- 1,1-Diethoxy butane
- 4- THF

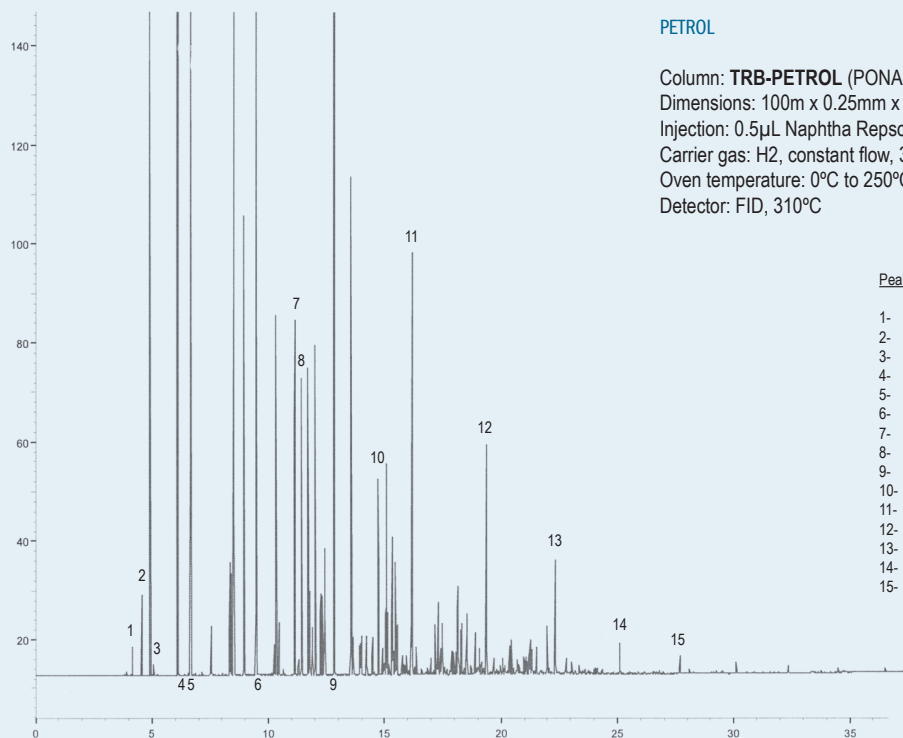



SEPARATION OF ACETIC ACID AND ACETIC ANHYDRIDE

Column: **TRB-1**, P/N TR-115035
 Dimensions: 30m x 0.53mm x 5.0 µm
 Injection: wet needle (solvent mixture), split 1:100, 200°C
 Carrier gas: H₂, constant pressure 3 psi (20.7 KPa).
 Oven program: 90°C
 Detector: FID, 260°C

Peak Name

- 1- Acetic acid
- 2- Acetic anhydride



PETROL

Column: **TRB-PETROL** (PONA Column), P/N TR-110592
 Dimensions: 100m x 0.25mm x 0.50µm
 Injection: 0.5µL Naphtha Repsol, split 1:250, 250°C
 Carrier gas: H₂, constant flow, 30 psi (206.7 KPa)
 Oven temperature: 0°C to 250°C
 Detector: FID, 310°C

Peak Name

- 1- Propane
- 2- Isobutane
- 3- Butane
- 4- Isopentane
- 5- n-Pentane
- 6- n-Hexane
- 7- Benzene
- 8- Cyclohexane
- 9- n-Heptane
- 10- Toluene
- 11- n-Octane
- 12- n-Nonane
- 13- n-Decane
- 14- n-Undecane
- 15- n-Dodecane

TKG 1267